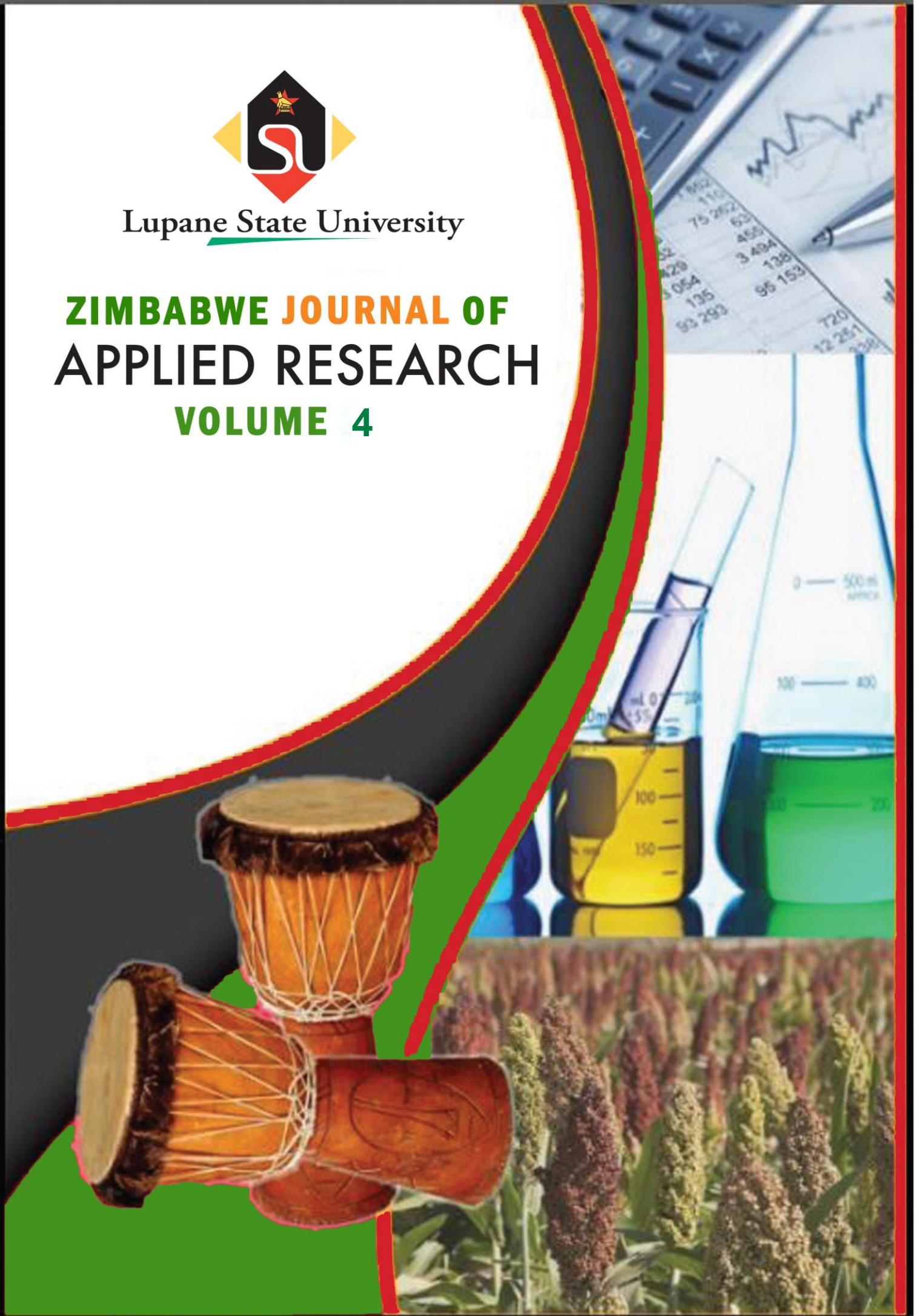




Lupane State University

ZIMBABWE JOURNAL OF APPLIED RESEARCH

VOLUME 4



NOTE FROM THE EDITOR

We are delighted to publish the 4th volume of the Zimbabwe Journal of Applied Research. The Journal continues to grow and to mature with contributions coming from different thematic areas which include the Covid-19 pandemic, food insecurity responses, counselling under the Covid-19 pandemic, cultural and linguistic studies, water resources management and quality assurance in Higher Education as an emerging theme.

The paper by Rashidi, Jingura, and Kamusoko uses a qualitative approach to explore pragmatic ways of overcoming resistance to Quality Assurance (QA). The paper outlines the reasons for resistance to QA based on the historical context of academic freedom and self-governance as cornerstones of a university. The paper discusses strategies to overcome resistance to quality assurance in the Higher Education sector.

The research article by Dube et. al, examines the impact of Covid-19 on household food insecurity in Bulawayo, Zimbabwe. Using a qualitative approach, the paper examines cases studies of household responses to the Covid-19 induced food insecurity. The study established that the lockdown disrupted food supply chains in various ways. Several coping strategies were employed by households to withstand food insecurity. The paper makes recommendations for preventing food insecurity in similar future emergencies.

A similar study by Yusuf et. al examines counselling as a helping profession under the Covid-19 pandemic. They observe that many individuals and the general public were fearful (or may become fearful) of contracting the novel virus. The psychological reactions to Covid-19 pandemic in terms of mental health may include stress, anxiety, depression, fear, uncertainty, panic behaviour, feeling of hopelessness, depression and suicidal behaviour. The paper discusses various counselling approaches applicable to victims of Covid-19 anxiety.

Moyo, Dahwa and Moyo's study sought to determine water resource suitability in Makoholi Research Institute, Zimbabwe using the FAO land suitability classification method of 1991. The water points were identified through the use of a scanned map in a Geographic Information System (GIS) environment and ground verification. Physio-chemical characteristics of water were tested through a laboratory procedure. The General Linear Model (GLM) was used to establish differences in water physio-chemical parameters due to sampling site and season.


The study by Ekedo et. al was conducted to evaluate the insecticide resistance status and the frequency of L1014F *kdr* mutation in malaria vectors within Abia state, Nigeria. Immature stages of *Anopheles gambiae* (s.l.) were collected from Umudike, Agalaba, and Ebem communities and reared to adulthood. Among other findings, the worrisome resistance to Bendiocarb in Agalaba suggests existence of metabolic resistance that needs to be clarified, and the high occurrence of L1014F resistance mutation calls for urgent implementation of integrated vector control strategies in Abia State.

The article by Mukonzvi explores different communicative modes hypertextually interacting with each other in a music video by a Zimdancehall musician Jah Signal. The music video which is titled 'Stand Up To Vandalism' advocates behavioural change against vandalism of Zimbabwe Electricity Transmission and Distribution Company (ZETDC) infrastructure. The article advances

the argument that the selected video is promoting a quasi-government advertising discourse operationalized through a public entity, ZETDC.

A similar cultural article by Dube examines the historical bearing and ideologies in the naming of streets and townships in the city of Bulawayo in Zimbabwe. This study provides background analysis about how township and street naming was done in Bulawayo. The paper discusses the use of iconic leaders such as Mzilikazi, Lobengula, Nkulumane, Nguboyenja, Joshua Mqabuko Nkomo, Joshua Tongogara, Robert G. Mugabe and others in the naming of townships and streets in Bulawayo and other Zimbabwean towns.

Dr Thulani Dube



Chief Editor

Journal Objectives

The Zimbabwe Journal of Applied Research aims to publish peer reviewed articles that employ Scientific Research Methodologies to generate applied knowledge in the fields of Agriculture, Engineering, Commerce, Social Sciences and Humanities. The journal seeks to give its wide readership evidence-based knowledge that bridges the gap between theory and practice. It also offers academia and practitioners across disciplines a platform to share their work with the international audience.

Editorial Board

Dr T Dube: Chief Editor
Prof M Maphosa: Deputy Chief Editor
Dr C Ncube: Deputy Chief Editor
Prof S Dube: Editor
Dr M Mpofu: Editor
Dr FN Jomane: Editor
Dr B Ngwenya: Editor
Miss S Chivasa: Editor



ISSN 2617-2984

RESISTANCE TO QUALITY ASSURANCE IN HIGHER EDUCATION: OVERCOMING THE CHALLENGE

¹Elias Rashidi, ¹Raphael M. Jingura, ¹Reckson Kamusoko

¹Directorate of Quality Assurance, Chinhoyi University of Technology, Chinhoyi, Zimbabwe

**Corresponding Author:* rashidi@cut.ac.zw or elias.rashidi@gmail.com

ABSTRACT

Contemporary quality assurance (QA) practices represent neoliberal managerialism in higher education institutions (HEIs). Staff resistance to managerialism in HEIs is well documented. This paper uses a qualitative approach to explore pragmatic ways of overcoming resistance to QA. The paper outlines the reasons for resistance to QA based on the historical context of academic freedom and self-governance as cornerstones of a university. A typology of discursive and behavioural forms of resistance is provided in order to enable IQA practitioners to identify overt and covert modes of resistance. Diffusion of innovation (DOI) theory is used to outline attributes of QA that can be used to enhance its adoption. The attributes considered are compatibility, relative advantage, observability, complexity and trialability (CROCT). Structural and systemic decentralisation of QA mechanisms are suggested as critical factors for adoption of QA. It is concluded that resistance to QA can be minimised by leveraging its CROCT attributes for higher education.

Keywords Higher education; quality assurance; resistance; diffusion of innovation

Introduction

Contemporary quality assurance (QA) practices in higher education are underpinned by new public management logics of accountability, transparency and performativity (Jarvis 2014; Morrissey 2013; Blackmore 2009). Morley (2003, p. 100) states that 'for both the state and at the level of the individual institution, quality assurance has become a form of governance'. Resultantly, quality has become a marker of distinction in international higher education markets (Blackmore 2009). QA is an umbrella term that can be broken down into external quality assurance (EQA) and internal quality assurance (IQA). EQA refers to supra-institutional policies and practices whereby the quality of higher education

institutions (HEIs) and academic programmes is assured (Dill 2007). The International Network of Quality Assurance Agencies in Higher Education (INQAAHE) defines IQA as 'the process, supported by policies and systems, used by an institution to maintain and enhance the quality of education experienced by its students and of the research undertaken by its staff' (INQAAHE 2018). IQA practitioners work within the realm of the IQA and EQA ecosystem in higher education.

Extant literature shows that QA is not a neutral practice nor a benign managerial tool (Stensaker 2008; Rowlands 2012; Morrissey 2013; Jarvis 2014). QA has been described as a form of power within HEIs (Rowlands 2012; Jarvis 2014; Engebretsen et al. 2012). Several studies

describe power dynamics derived from the regulatory and performative logics of QA in HEIs (Morley 2003; Worthington and Hodgson 2005; Stensaker 2008; Rosa et al. 2007; Blackmore 2009; Lucas 2014; Engebretsen et al. 2012). QA has disrupted power systems in higher education in as far as they have been historically organised (Engebretsen et al. 2012; Cheng 2011; Rowlands 2012). The traditional notion of an academic is underpinned by the venerated principles of academic freedom, self-regulation and autonomy rooted on the Humboldtian model of a university (Ylijoki and Ursin 2013). This state has been disrupted by the QA (Cheng 2011; Jarvis 2014; Lust 2018).

QA subjects academics to performance targets, measurement, comparison and judgement through use of various processes and tools (Ball 2003; Worthington and Hodgson 2005; Blackmore 2009; Todd et al. 2015). Under most QA regimes, performance is measured against bespoke indicators, standards, criteria and fitness-of-purpose (Blackmore 2009). Power is seen to shift from academics to management (Engebretsen et al. 2012; Morrissey 2013; Lucas 2014). This has been resisted by the academe in various ways (Worthington and Hodgson 2005; Anderson 2006; Teelken 2012; Lucas 2014; Shahjahan 2014; Cardoso et al. 2018; Lust et al. 2018). Resistance is a major challenge to QA (Stensaker 2008; Blackmore 2009; Brown 2013; Lucas 2014; Lust et al. 2018).

The narrative on resistance to QA in literature has largely focused on the reasons and forms of resistance. Extant literature provides much less information on how to overcome resistance to QA. There is a gap in terms of a comprehensive approach to overcome resistance to QA at institutional level. Approaches to managing resistance to QA have not

leveraged much the power of innovation adoption theory and the possibilities it offers for enhancing adoption of QA. This paper seeks to fill this gap by using Rogers' (2003) diffusion of innovation (DOI) theory to propose an approach to overcome resistance to QA in higher education.

This paper seeks to make a number of contributions. The first contribution is to cumulate knowledge on resistance to QA. Secondly, the paper seeks to provide a typology of resistance that enables IQA practitioners to recognise resistance in its disparate forms. Finally, the paper suggests an approach to embolden adoption of QA. These contributions are envisaged to enhance the capacity of IQA practitioners to overcome resistance to QA.

Approach to the Study

This is a qualitative study based on review of selected literature and application of relevant theories. The study consists of three interrelated components: (1) understanding resistance; (2) mapping a typology of resistance; and (3) enhancing adoption of QA.

Understanding resistance

The study uses selected extant literature to foreground resistance to QA on the resistance theory. It uses the explanatory power of various theories such as institutional and professional theories to explore resistance to QA. Critical discourse analysis (CDA) framework proposed by Hyatt (2013) is also used to map possible reasons for resistance to QA.

Resistance typology

A typology of resistance to QA is drawn up based on empirical discourse in literature and Jeffress's (2008) four modes

of resistance. Various forms of resistance are identified.

Enhancing adoption of QA

Diffusion of innovation theory (Rogers 2003) is used as the main tool to provide mechanisms for enhancing adoption of QA. This is supported by institutionalisation theory (Colyvas and Powell 2006; Scott 2008), participatory theory (Pateman 2012) and stakeholder theory (Freeman 1984). QA in higher education is considered to be a form of 'governance' or 'managerial' innovation (Jarvis 2014; Alvesson and Spicer 2016). DOI approach has been used within the context of higher education in some studies on innovation adoption (Sujitparapitaya et al. 2012; Kasperavičiūtė-Černiauskienė and Serafinas 2018).

Theoretical Background

Neoliberal QA practices in higher education represent 'governance' or 'managerial' innovation (Jarvis 2014; Alvesson and Spicer 2016). Innovation has been conceptualised in many different ways (Rogers 2003; Damanpour and Aravind 2011; Walker et al. 2010). Innovation is defined as 'an idea, practice or object that is perceived as new by an individual or other unit of adoption' (Rogers 2003, p. 12). Adoption is the implementation of a product, service, technology or practice new to the adopting organisation (Damanpour and Aravind 2011). Rogers (2003) defines innovation adoption as a decision of 'full use of an innovation as the best course of action available' and rejection is a decision 'not to adopt an innovation' (p. 177). An innovation is implemented when users accept and use it (Walker et al. 2010). Rogers (2003) posits that an innovation provides an organisation with a new alternative and means to solve problems.

QA is a practice that has morphed from collegial to managerial modes in higher education. Managerial QA practices are 'new' to HEIs (Kasperavičiūtė-Černiauskienė and Serafinas 2018) as they are based on managerial and bureaucratic rationalities rather than collegial rationality (Luckett 2006).

Rogers (2003) identifies five attributes of innovations as compatibility, relative advantage, observability, complexity, and trialability (CROCT). Perception of the CROCT attributes by individuals explains the different rates of adoption of an innovation (Rogers 2003). Rogers (2002, p. 990) posits that 'potential adopters' perceptions of an innovation's characteristics are more important than are objective measures of them'. Rogers (2003) explains CROCT attributes as follows: 'compatibility is the degree to which an innovation is perceived as consistent with the existing values, past experiences, and needs of potential adopters' (p. 15); 'relative advantage is defined as the degree to which an innovation is perceived as being better than the idea it supersedes' (p. 229); observability as 'the degree to which the results of an innovation are visible to others' (p. 16); complexity as 'the degree to which an innovation is perceived as relatively difficult to understand and use' (p. 15); and 'trialability is the degree to which an innovation may be experimented with on a limited basis' (p. 16).

Institutionalisation, stakeholder and participatory theories can be drawn upon to enhance adoption of QA in higher education. Institutionalisation is a process through which new, initially ambiguous, unfamiliar and resisted ways of doing things become structured, desirable, appropriate, comprehensible, commonplace and routinised (Colyvas and Powell 2006; Scott 2008). Institutionalisation is supported by

essential elements which need to be in place (Silimperi et al. 2002). As for an innovation, these essential elements pertain to its attributes (Kasperavičiūtė-Černiauskienė and Serafinas 2018). As such, institutionalisation of QA is driven by its adoption, which in turn depends on stakeholders involved.

Freeman (1984, p. 46) defines a stakeholder as ‘any group or individual who can affect or is affected by the achievement of the institute’s objectives’. Effective stakeholder engagement is a key feature that distinguishes successful change management (Argyris 1999). Participatory theory emphasises sustained stakeholder involvement in order for HEIs to make effective decisions (Pateman 2012).

Understanding Resistance to QA

Reasons for resistance

It is prudent for IQA practitioners to understand resistance in order to manage it effectively. Resistance to managerialism in higher education is underpinned by the twin concepts of academic freedom and autonomy (Hakala 2009; Brown 2013; Jarvis 2014). Academic freedom and self-governance are venerated cornerstones of a university that have been enshrined in higher education since 1158 when the University of Bologna adopted an academic charter, the *Constitutio Habita* which was centred on the principle of academic freedom (Jarvis 2014).

Extant literature shows that tribal academic values centred on academic freedom and autonomy are persistent and cannot be changed easily (Anderson 2008; Hakala 2009; Jarvis 2014; Lucas 2014). The regulative and evaluative logics of QA leave little space for self-regulation in the academe (Worthington and Hodgson 2005; Lust et al. 2018). As noted by Worthington and Hodgson (2005, p. 96), QA is perceived as a form of ‘subtle panoptic

power, control and surveillance over the academic labour force’. Extant literature proffers a range of reasons for resistance by academics to QA processes (Anderson 2006; Worthington and Hodgson 2005; Alvesson and Spicer 2016; Seyfried and Pohlenz 2018; Lust et al. 2018). These are succinctly summarised by Anderson (2006, p. 162) as: ‘the distribution and exercise of power; differences in defining and understanding the notion of quality; concerns about effectiveness of quality assurance processes; doubts about the reliance on quantification often associated with quality assurance mechanisms; and time spent complying with quality requirements’.

QA is reported to increase the power of management and diminish the autonomy of academics (Worthington and Hodgson 2005; Morrissey 2013; Engebretsen et al. 2012; Lucas 2014). Resistance to QA by academics is encapsulated by Davies (2003, p. 91) who posits that ‘the locus of power has shifted from the knowledge of practicing professionals to auditors, policy-makers and statisticians, none of whom need know anything about the profession in question’. This is explained using power theories. One frequently used theory is the Foucauldian theory. This theory provides power logics that can be adapted to higher education (Morrissey 2013; Engebretsen et al. 2012). Foucault (1995, 1991) distinguishes panopticon and governmentality as two forms of modern power technologies. Governmentality is a form of power that is decentralised to individuals. Panoptic power is more centralised in management. Both forms of power interplay in QA in HEIs (Engebretsen et al. 2012). Power systems affect the functionality and effectivity of QA and give rise to resistance (Engebretsen et al. 2012; Lucas 2014; Alvesson and Spicer 2016). Foucault

(1995, p. 95) famously posited that ‘where there is power there is resistance’.

The terms ‘quality’ and ‘assurance’ have not been adequately conceptualised in higher education (Blackmur 2010; Jarvis 2014). As expressed by Blackmur (2010) and Jarvis (2014), dominant phrases that purport to define quality such as ‘fitness for purpose’, ‘fitness of purpose’, ‘value for money’ and ‘achieving excellence’ are without any solid conceptual framework. The use of these concepts of ‘quality’ is contested by academics (Anderson 2006; Blackmur 2010; Henard and Leprince-Ringuet 2008). Engebretsen et al. (2012) argue that quality is now measured by technical quality indicators and has become a quantitative concept. In addition, academics argue that with QA everything is numbered, measured and ranked. This is akin to equating quality to quantity (Engebretsen et al. 2012), giving rise to discontent in the academe.

Effectiveness of QA in general has also been questioned. It is argued that QA focuses more on inputs and processes than outcomes (Blackmur 2010; Horn and Dunagan 2018). Resistance is also driven by concerns about the impact of QA on core academic activities of teaching and learning (T&L). Arguments refer to the nature of academic teaching, which cannot be broken down into measurable units and clear cause–effect relations that indicate impact (Clark 1983; Henard and Leprince-Ringuet 2008; De Vincenzi et al. 2018). QA is also seen as burdensome, costly, and time-consuming bureaucratic work (Cardoso et al. 2013; Lodesso and Warito 2016; Stensaker 2008; Stensaker et al. 2011; Lange and Kriel 2017). This is seen as exacerbating the workload of academics, with negative impact on their core academic business (Stensaker 2008).

It should also be pointed out that staff identity issues give credence to resistance

to QA (Degn 2015; Lust et al. 2018). Academic identity is one of the main discursive resources for resistance to QA (Lust et al. 2018). It produces a repertoire of discursive means for resistance. Identity constructions affect which action patterns people deem appropriate and thereby their conduct (Degn 2015). Academic identity (full professor, associate professor, etc.) is sacrosanct in universities. As such, QA can be seen as making the professoriate ontologically insecure (Ball 2003).

Explaining resistance to QA

The reasons for resistance to QA proffered above can be explained using institutional and professional theories. Teelken (2012, p. 277) posits that ‘institutionalism is a remarkable theme, as it seems more likely to explain inertia than change’. HEIs are known to be resistant to change (Brown 2013; Lucas 2014). Powell and Dimaggio (1991, p. 14) posit that ‘neo-institutionalism emphasises the homogeneity of organisations, it also tends to stress the stability of the institutionalised components’. In this case, academic freedom and autonomy are institutionalised in higher education (Alvesson and Spicer 2016). As such, disruption to this status quo by managerialism is resisted (Lucas 2014). Professional theory offers more explanatory value for how an individual deals with change (Teelken 2012). Scholars have considered ‘professional’ and ‘professionalism’ as sources of resistance to managerialism in HEIs (Chandler et al. 2002; Kirkpatrick and Ackroyd 2003; Alvesson and Spicer 2016). It is claimed that professionals are difficult to manage because they are autonomous, self-governing and have stronger loyalty to their profession than their employers (Alvesson and Spicer 2016). Lust et al. (2018) cite professional autonomy and expertise for teaching

quality as some of the discursive resources for resistance to QA. This is buttressed by Alvesson and Spicer (2016, p. 2) who posit that 'if there is one group of professionals who are supposed to value autonomy very highly, it is academics'. One can posit that resistance to QA is a stereotypical power struggle between managerialism and the 'professional' academic.

The CDA framework devised by Hyatt (2013) is a useful lens to use to explain resistance to QA. This framework consists of two components; contextualisation and deconstruction of policy texts. According to Hyatt (2013), contextualisation refers to expressions of aims or goals of a policy. Elements of contextualisation are policy levers, drivers, and warrant (Hyatt 2013). Levers and drivers refer to logics of a policy and warrant is the justification established for an act, policy or course of action (Hyatt 2013). Lucas (2014) used this framework to explain academic resistance to QA. Lucas (2014) noted that drivers of QA and the warrant are not always understood by academics and are largely seen as managerial.

The second component of deconstructing policy texts uses four modes of legitimisation as its analytical lenses. Legitimation is the process by which policies are justified to their audience by attachment to dominant norms and values (Hyatt 2013). The four modes are authorisation, rationalisation, moral evaluation and mythopoesis (Hyatt 2013). Lucas (2014) uses the first three modes to explain resistance to QA in higher education. According to Lucas (2014), QA is undermined and revisioned by questioning its authority, rationale and moral purpose. In terms of authorisation, the argument is that the QA process is not scientific, lacks objectivity, and fails to measure and assure quality of academic activities (Lucas 2014). It is also viewed as

lacking authority to measure and assure quality (Rowlands 2012; Blackmur 2010; Lucas 2014).

The rationality logic is that QA cannot measure change because it is difficult to ascribe causality, especially with reference to T&L (Anderson 2006; Seyfried and Pohlenz 2018). Cost of the QA process, its workload and impact on staff motivation affect its rationale (Anderson 2006; Stensaker 2008; Lucas 2014). Moral evaluation is given as the most forceful mode in undermining QA (Lucas 2014). The human cost in terms of work burden arising from the QA process is seen as devaluing staff motivation (Lucas 2014; Lange and Kriel 2017). The concern is that too much time is spent on QA processes such as evaluation and audits (Stensaker et al. 2011).

Typology of Resistance to QA

It is important to be clear on that which counts as resistance (Mumby 2005). Resistance is generally framed as having specific properties that distinguish it from other forms of non-resistant organisational behaviour (Mumby 2005). A resistance typology is important for IQA practitioners because resistance can be managed when it has been identified.

Several scholars have described various forms of resistance to QA. They include Parker and Jary (1995), Mumby (2005), Worthington and Hodgson (2005), Jeffress (2008), Quin (2012), Teelken (2012), Ylijoki and Ursin (2013), Shahjahan, (2014), Lucas (2014) and Lust et al. (2018). These scholars provide descriptors of various forms of resistance. Foucauldian theory and post-structuralist understanding recognise resistance in quotidian terms (Anderson 2008). What is critical for QA are the mundane manifestations of resistance which occur every day. Scott (1986) buttresses the mundanity of resistance and posits that

‘quiet evasion’ associated with everyday forms of resistance is more widespread, and often proves more effective, than direct, confrontational modes’ (p. 8). The import of this is that resistance to QA can come in multiple forms, some of which are covert.

Different forms of resistance to QA are described below (Table 1). Resistance to QA largely comes as typologies of behavioural and discursive practices. Other examples of resistance include dithering, shirking, devolving and deceit where QA work is relegated to junior staff (Worthington and Hodgson 2005).

Ackroyd and Thompson (1999) coined the term ‘learned incompetence’ for scenarios where academics feign that QA is beyond their understanding. Morley (2003, p. 24) coins the term ‘counterfeit reflexivity’ with reference to instances where academics insincerely present themselves in the language and discourse of QA. Anderson (2008) described ‘qualified compliance’ as a case where academics complied with managerialist demands in minimal, pragmatic, or strategic ways when they actually did not support the practices with which they complied.

Table 1 Descriptors of forms of resistance to QA

Form of resistance	Descriptors	Reference
Discursive tactics	<ul style="list-style-type: none"> - Irony, cynicism, humour and jokes, mimicry, refusal, critic - Gossip, formal complaints - Replacement of QA practices 	Mumby (2005); Lust (2018); Anderson (2008); Worthington and Hodgson (2005); Degn (2015);
Behavioural tactics	<ul style="list-style-type: none"> - Retreatism, quietism, disengagement, evasion, avoidance - Minimal compliance - Pretension of enthusiasm - Grandiosity - Confrontation, non-cooperation 	Mumby (2005); Anderson (2008); Teelken (2012); Alvesson and Spicer (2016)

Jeffress’ (2008) four modes of resistance can be drawn upon to expand the typology in Table 1. The first mode is resistance as rewriting and undermining colonial narratives (cultural resistance). Shahjahan (2014) defines ‘colonial’ as anything imposing or dominating and QA can be seen as ‘imposing and dominating’ managerialism. Cultural resistance exposes and disrupts neoliberal narratives and logics that underpin managerialism and provide alternative narratives, logics and practices that replace QA narratives (Shahjahan 2014). The intention is to

portray QA as lacking authority. The second mode is resistance as subversion (Jeffress 2008). In higher education ‘it happens within the ‘cracks’ and ‘in-between spaces’ where faculty, students and administrators can contest and appropriate neoliberal authority and discourses, and refuse to buy into neoliberal personhood’ (Shahjahan 2014, p. 224). This can manifest itself mostly through behavioural practices such as refusal, avoidance and confrontation.

The third mode is resistance as opposition (Jeffress 2008). In this mode,

the collegialism is contrasted with managerialism and the former is seen as better (Shahjahan 2014). Oppositional resistance seeks to challenge QA as inimical to academic freedom. The fourth mode is resistance as transformation (Jeffress 2008). This is positive resistance which seeks to make power and resistance mutually co-productive (Shahjahan 2014). It resonates with the dialectical approach to control and resistance proposed by Mumby (2005). According to Mumby (2005), in a dialectical approach the focus is more on exploring how competing forces can shape and fix resistance. Shahjahan (2014) posits that transformational resistance is the most helpful framework for thinking through the problems of neoliberal higher education.

Enhancing Adoption of QA

Leveraging QA attributes

Given the discourse on reasons and types of resistance to QA, it is prudent to explore ways of enhancing adoption of QA. Rogers (2003) CROCT attributes are a useful tool that can be leveraged by IQA practitioners to enhance adoption of QA.

Compatibility of QA

Compatibility of an innovation is positively related to its rate of adoption (Rogers 2003). Sahin (2006, p. 18) contends that 'if an innovation is compatible with an individual's needs, then uncertainty will decrease and the rate of adoption of the innovation will increase.' The import is that QA needs to be compatible with needs of the academe (Kallio et al. 2016). Compatibility of QA with an institution's mission and vision, values and existing practices, satisfying the requirements of stakeholders has a positive effect on its adoption (Kasperavičiūtė-Černiausienė and Serafinas 2018). One way to enhance compatibility is a more outcome-based conception of quality

((Horn and Dunagan 2018). Harvey and Knight (1996) promote 'transformation' as a good concept of quality as it accounts for education as a transformative and participative process in which the student is a participant as compared to consumer, customer or client.

Worthington and Hodgson's (2005) articulation of the purpose of QA provides a plausible way of enhancing compatibility QA. Worthington and Hodgson (2005, p. 98) posit that 'the primary role of quality assurance in higher education is to create a culture of continuous organisational and professional self-development and self-regulation that will provide a better value-for-money service that is compatible with the needs of the global (post)modern knowledge economy and learning society'. This broadens the scope of QA as focus is not only on accountability, but self and institutional improvement. Viewed using this lens, QA can be compatible with expectations in the academe.

It is also plausible that accountability be understood in its entirety. Vidovich and Slee (2001) identify four types of accountability in higher education. These are: professional accountability to peers; market accountability to markets and students; democratic accountability to community and society; and managerial accountability to government (Vidovich and Slee 2001). Such a broad understanding of accountability demystifies the common belief that QA represents managerial accountability only. Professional accountability is compatible with collegial accountability systems known to academics.

Relative advantage

Rogers (2003) presents relative advantage as measurability in respect to economic profitability, social prestige, satisfaction, convenience and efficiency/effectiveness

of the performance. In this case, QA has to show advantages over collegialism. Some studies show that QA has the advantage of enhancing an institution's image (Kasperavičiūtė-Černiauskienė and Serafinas 2018) and assuring external customers that a specific institution provides quality services, and this results in higher student numbers (Kasperavičiūtė, 2013).

EQA practices such as institutional and programme accreditation provide a label that assures students and external stakeholders about quality and standards in an institution. This has the advantage of distinguishing credible institutions from 'degree mills'. This is even more important given a plethora of regional and global networks of EQAs that promote recognition of qualifications and transfer of credit on the basis of accreditation (Jingura and Kamusoko 2018). Such advantages of QA need to be valorised and demonstrated in HEIs.

Observability

Observability is a component of result demonstrability and has a positive effect on adoption of an innovation (Rogers 2003). There are concerns about what QA actually achieves and at what cost (Brennan & Shah 2000; Stensaker 2008). Studies on impact of EQA, particularly on T&L, have been conducted by Brennan and Shah (2000), Stensaker (2003), Minelli et al., (2006), and Stensaker et al., (2011), De Vincenzi et al., (2018) amongst others. The general consensus is that not much is known about the impact of QA and available results are too variable (Stensaker 2003; Stensaker et al. 2011; Liu 2015; Lamagna et al. 2017; Daguang et al. 2017; Lange and Kriel 2017; De Vincenzi et al. 2018).

The import of variable observability is that there is need for more comprehensive studies on the impact of QA in higher

education. It should be noted that despite the variation, work continues to be done on this subject. For example, the UNESCO (2018) study shows promising results on impact of IQA on T&L, research, international cooperation, quality culture, graduate employability, community outreach, income generation, governance and management. More such work is needed in order to unequivocally show the benefits of QA.

Complexity

Complexity of an innovation is an important obstacle to its adoption (Rogers 2003). If innovation is not understood properly, it will not be properly implemented and its ability to improve organisational performance may be uncertain (Kasperavičiūtė-Černiauskienė and Serafinas 2018). There are concerns about the complexity of QA processes (Worthington and Hodgson 2005). Some resistance tactics such as 'learned incompetence' (Ackroyd and Thompson 1999) relate to perceived complexity of QA. Some quality management systems used in higher education such as the ISO 9001 standard have been reported to be complex to understand, over-technical and over-specific (Kasperavičiūtė 2013).

Generally, concerns about complexity of QA mechanisms include challenges in changing pedagogy (Sahin 2006), transforming an institution into auditable systems (Ball 2003), tools difficult to understand (Worthington and Hodgson 2005), and metric-laden evaluative processes (Kallio et al. 2016). It is prudent for QA to have interpretation ease, understandable terminology, and implementation ease to enhance its adoption. This presents a need for QA mechanisms that are well articulated, documented and well explained to staff, with IQA practitioners performing technical backstopping roles.

Trialability

Trialability is positively correlated with the rate of adoption of an innovation (Rogers 2003). The essence of trialability is that 'the more an innovation is tried, the faster its adoption is' (Sahin 2006, p. 16). Trialability enables reinvention, change or modification by the potential adopter (Sahin 2006). Trialability makes QA amenable to modification to suit higher education needs. QA in higher education is largely perceived to represent introduction of private sector management practices (Anderson 2008; Rosa et al. 2012). Its suitability to higher education has been questioned on the basis of perceived unique characteristics of higher education (Srikanthan and Dalrymple 2003; Kasperavičiūtė 2013).

Examples of the trialability of QA include development of quality management models designed for higher education such as Standards and Guidelines for Quality Assurance in the European Higher Education Area (ESG) (ENQA et al. 2015), model for quality management in HE (Srikanthan and Dalrymple 2004), ISO-based TQM model (Borahan and Ziarati 2002) and excellence model (Pires da Rosa et al. 2001). This provides evidence of attempts to develop QA systems suitable for higher education, making QA a trialable enterprise. There is need to continue adjusting QA systems to the changing environment in higher education and innovate new practices that account for contemporaneous trends.

Mechanism for Leveraging QA attributes

QA attributes described above can be operationalised by employing appropriate mechanisms that promote adoption of QA. The suggested mechanism is decentralisation of QA for effective stakeholder engagement. Academics are major stakeholders in QA (Cardoso et al.

2018). They have a key role in setting QA policies and implementing them (Tetteh 2018). Sense of ownership of QA by academics is essential for its successful implementation (Cardoso et al. 2018). Engagement must be buttressed by effective participation. Participation expands engagement by placing emphasis on contributions from stakeholders (Tetteh 2018). As such, QA systems must engender inclusive and participatory practices.

Staff participation in QA can be enhanced by inclusive QA structures and systems. Kaufmann (2009) cited by Niedermeier (2017) states that organisational structure and steering approach are the two main variables that determine implementation of QA. Organisational structure refers to QA arrangements in terms of allocation of responsibility and accountability in an institution. Steering approaches refer to systemic aspects of QA with reference to content specification. Content specification refers to regulative aspects such as quality policies, standards, criteria and guidelines. Both organisational structure and steering approach are mostly a question of centralisation versus decentralisation (Niedermeier 2017; UNESCO 2018). Centralised models are dominated by senior management in both organisational structure and steering approach. This gives power to senior management and can bolster resistance. Decentralisation of QA has the potential to embolden staff engagement and participation.

Decentralised models of QA can relate to content specification by senior management and independent implementation by departments or content autonomy by departments and independent implementation (Kaufmann 2009 cited by Neidermeier 2017). Decentralisation distributes responsibility and accountability for QA to staff at various

levels in an institution. Decentralised QA models are functioning governmentality where power, responsibility and accountability are distributed throughout an institution. With decentralisation power no longer acts as a limitation on individual freedom and the result is likely a stimulated academic heartland that feels buoyed by its contribution to QA. Concerns about QA as summarised by Anderson (2006) are resolved in an inclusive and participatory manner. This is possible given that Harvey and Knight (1996) distinguish two types of collegialism as: 'cloisterism' representing the traditional archetypal professor; and 'new collegialism' representing a professoriate amenable to change. Decentralisation can bolster 'new collegialism' given Miller and Rose's (1990) concept of 'governing at a distance' where decentralisation is more about influencing the actions and self-esteem of staff, with senior management 'controlling from a distance'.

Fitting Hyatt's (2013) model to a decentralised QA system, it means that the context, authority, rationale and moral purpose of QA are set in a participatory manner. In addition the CROCT attributes of QA can be enhanced by staff engagement. This is likely to countervail what Rowlands (2012, p. 104) described as 'academics may be inclined to see QA as something done 'to them' or at best 'by them' but not 'for them'. In this case, QA will be seen by academics as something done 'by them' and 'for them'. This is a reasonable way of minimising resistance to QA.

Conclusion

It is evident from extant literature that there is resistance to QA in HEIs. IQA practitioners in HEIs need to manage this resistance in a manner that emboldens QA as a practice. The causes and types of

resistance to QA in higher education are multiple and present a challenge to IQA practitioners. It is thus worthwhile to propose plausible ways of overcoming this challenge. There are three interrelated issues that underpin such an endeavour as presented in this paper. Firstly, understanding resistance from both theoretical and empirical perspectives is critical for IQA practitioners. This can embolden their capacity to manage resistance to QA.

Secondly, there are disparate discursive and behavioural forms of resistance to QA that need to be understood by IQA practitioners. Understanding and identifying resistance to QA provide is important for IQA practitioners. Thirdly, IQA practitioners need appropriate tools to use to overcome resistance. The DOI approach provides a plausible tool for this purpose. IQA practitioners need to leverage the CROCT attributes of QA to enhance its adoption in HEIs. CROCT attributes present levers that can be used to embolden QA adoption. Decentralisation of QA is a plausible approach to adapt QA attributes to higher education through effective staff engagement.

References

- Ackroyd, S., & Thompson, P. (1999). *Organizational misbehaviour*. London: Sage.
- Alvesson, M., & Spicer, A. (2016). (Un)Conditional surrender? Why do professionals willingly comply with managerialism. *Journal of Organizational Change Management*, 29(1), 29-45
- Anderson, G. (2008). Mapping academic resistance in the managerial university. *Organisation*, 15(2), 251-270.
- Anderson, G. (2006). Assuring quality/resisting quality assurance:

- academics' responses to 'quality' in some Australian universities. *Quality in Higher Education*, 12(2), 161 173.
- Argyris, C. (1999). *On organizational learning* (2nd. ed.). Cambridge, MA: Blackwell.
- Ball, S. J. (2003). The teacher's soul and the terrors of performativity. *Journal of Education Policy*, 18(2), 215 228.
- Blackmore, J. (2009). Academic pedagogies, quality logics and performative universities: evaluating teaching and what students want. *Studies in Higher Education*, 34(8), 857 872.
- Blackmur, D. (2010). Does the emperor have the right (or any) clothes? The public regulation of higher education qualities over the last two decades. *Quality in Higher Education*, 16(1), 67 69.
- Borahan, N.G., & Ziarati, R. (2002). Developing a quality criteria for applications in the higher education sector in Turkey. *Total Quality Management* 13(7), 913 926.
- Brennan, J., & Shah, T. (2000). *Managing quality in higher education: An international perspective on institutional assessment and change*. Buckingham, UK: OECD, SRHE and Open University Press.
- Brown, S. (2013). Change management in higher education: an empirical approach. *ICICTE Proceedings*, 89 97.
- Cardoso, S., Rosa, M. J., & Santos, C.S. (2013). Different academics' characteristics, different perceptions on quality assessment? *Quality Assurance in Education*, 21 (1), 96 117.
- Cardoso, S., Rosa, M.J., & Videirab, P. (2018). Academics' participation in quality assurance: does it reflect ownership? *Quality in Higher Education*, 24(1), 66 81.
- Chandler, J., J. Barry., & Clark, H. (2002). Stressing academe: the wear and tear of the new public management. *Human Relations*, 55(9), 1051 1069.
- Cheng, M. (2011). The perceived impact of quality audit on the work of academics. *Higher Education Research and Development*, 30(2), 179 191.
- Clark, B. (1983). *The Higher Education System: Academic organization in cross national perspective* (Berkeley, University of California Press).
- Colyvas, J.A., & Powell, W.W. (2006). Roads to institutionalization: the remaking of boundaries between public and private science. In B.M. Staw (Eds.), *Research in organizational behaviour: An annual series of analytical essays and critical reviews*. Oxford: Elsevier.
- Daguang, W., Zuoxu, X., Fan, W., & Yanjie, Q. (2017). Enhancing teaching and learning through internal quality assurance, Xiamen University, China. International Institute for Educational Planning, UNESCO. Retrieved from: <http://unesdoc.unesco.org/images/0024/002495/249501E.pdf> (accessed 8 January 2019).
- Damanpour, F., & Aravind, D. (2011). Managerial innovation: Conceptions, processes, and antecedents. *Management and Organization Review*, 8(2), 423 454.
- Davies, B. (2003). Death to critique and dissent? The policies and practices of new managerialism and of evidence-based practice. *Gender and Education*, 15(1), 91 103.
- Degn, L. (2015). Identity constructions and sensemaking in higher education – a case study of Danish higher education department heads. *Studies in Higher Education*, 40(7), 1179 1193.
- De Vincenzi, A., Garau, A., & Guaglianone, A. (2018). Has the

- quality of teaching and learning processes improved as a result of the implementation of quality assurance coordinated by the state? *Quality in Higher Education*, 24(1), 55 65
- Dill, D. D. (2007). Quality assurance in higher education: practices and issues. In B. McGaw, Baker, E., & Peterson, P.P (Eds.), *International encyclopaedia of education* (3rd. Ed.). (pp. 377 383). Elsevier.
- Engebretsen, E., Heggen, K., & Eilertsen, H. A. (2012). Accreditation and power: a discourse analysis of a new regime of governance in higher education. *Scandinavian Journal of Educational Research*, 56(4), 401 417.
- ENQA, ESU, EUA, EURASHE, Education International, BUSINESSEUROPE, & EQAR. (2015). Standards and Guidelines for Quality Assurance in the European Higher Education Area (ESG). Brussels, Belgium. Available at: https://enqa.eu/wp-content/uploads/2015/11/ESG_2015.pdf
- Foucault, M. (1991), 'Governmentality'. In G. Burchell, C. Gordon, & P. Miller (Eds.), *The Foucault effect: Studies in governmentality* (pp. 87 104). Chicago, IL: University of Chicago Press.
- Foucault, M. (1995). *Discipline and punish: The birth of the prison*. New York: Vintage Books.
- Freeman, R. E. (1984). *Strategic management: A stakeholder approach* Boston. MA: Pitman/ Ballinger.
- Hakala, J. (2009). The future of the academic calling? Junior researchers in the entrepreneurial university. *Higher Education*, 57(2), 173 90.
- Harvey, L. & Knight, P. T. (1996). *Transforming Higher Education*. Buckingham, Society for Research into Higher Education (SRHE) and Open University Press.
- Henard, F. & Leprince-Ringuet, S. (2008). *The path to quality teaching in higher education*. Paris: OECD Publication. Retrieved from: <http://www.oecd.org/edu/imhe/44150246.pdf> (accessed 5 April 2019).
- Horn, M.B., & Dunagan, A. (2018). Innovation and quality assurance in higher education. In S. D. Philips, & K. Kinser (Eds.), *Accreditation on the edge: Challenging quality assurance in higher education*. Baltimore, Maryland: Johns Hopkins University Press.
- Hyatt, D. (2013). The critical policy discourse analysis frame: helping doctoral students engage with the educational policy analysis. *Teaching in Higher Education*, 18(8), <http://dx.doi.org/10.1080/13562517.2013.795935>
- International Network of Quality Assurance Agencies in Higher Education (INQAAHE). (2018). Quality Glossary. <http://www.qualityresearchinternational.com/glossary/>. Accessed 17 July 2018.
- Jarvis, D.S.L. (2014). Regulating higher education: quality assurance and neo-liberal managerialism in higher education - a critical introduction. *Policy and Society*, 33(3), 155 166.
- Jeffress, D. (2008). *Postcolonial resistance: culture, liberation and transformation*. Toronto: University of Toronto Press.
- Jingura, R.M. & Kamusoko, R. (2018). A framework for enhancing regulatory cooperation in external quality assurance in Southern Africa. *Quality in Higher Education*, 24(2), 154 167.
- Kallio, K., Kallio, T., Tienari, J. & Yvonne. T.J. (2016). Ethos at stake: Performance management and

- academic work in universities. *Human Relations*, 69(3), 685 709.
- Kasperaviciute, R. (2013). Application of ISO 9001 and EFQM excellence model within higher education institutions: Practical experiences analysis. *Social Transformations in Contemporary Society*, 1, 81 92.
- Kasperavičiūtė-Černiauskienė, R. & Serafinas, D. (2018). The adoption of ISO 9001 standard within higher education institutions in Lithuania: innovation diffusion approach. *Total Quality Management & Business Excellence*, 29(1-2), 74 93.
- Kirkpatrick, I., & Ackroyd, S. (2003). Transforming the professional archetype? The new managerialism in UK social services. *Public Management Review*, 5, 511 531.
- Lamagna, C., Villanueva C.C., & Hassan, F. (2017). The effects of internal quality assurance on quality and employability. American International University – Bangladesh. International Institute for Educational Planning, UNESCO. Retrieved from <http://unesdoc.unesco.org/images/0024/002494/249495E.pdf> (accessed 21 December 2018).
- Lange, L., & Kriel, L. (2017). *Integrating internal quality assurance at a time of transformation: University of the Free State, South Africa*. Paris: International Institute for Educational Planning (IIEP).
- Liu, S., Tan, M. & Meng, Z. (2015). Impact of quality assurance on higher education institutions: A literature review. *Higher Education Evaluation and Development*, 9(2), 17 34.
- Lodesso, S.L., & Warito, A. (2016). Perceptions of academic staff: does internal quality management contribute to the improvement of teaching-learning process? The case of Ethiopian higher education. *IOSR Journal of Humanities and Social Science*, 21(2), 39 45.
- Luckett, K.M. (2006). The quality assurance of teaching and learning in higher education in South Africa: An analysis of national policy development and stakeholder response. Doctoral Thesis, Stellenbosch University, South Africa. Available at: http://scholar.sun.ac.za/bitstream/handle/10019.1/1127/luckett_quality_2006.pdf?sequence=2&isAllowed=y. Accessed 22 January 2019.
- Lust, M., Huber, C., & Junne, J. (2018). Academic identity as a discursive resource for resistance: the case of quality management in German higher education institutions. *Higher Education Policy*, 1-21.
- Lucas, L. (2014). Academic resistance to quality assurance processes in higher education in the UK. *Policy and Society*, 33(3), 215 224.
- Miller, P., & Rose, N. (1990). Governing economic life. *Economy and Society*, 19, 1 31.
- Minelli, E., Rebora, G., Turri, M., & Huisman, J. (2006). The impact of research and teaching evaluation at universities: Comparing an Italian and a Dutch case. *Quality in Higher Education*, 12(2), 109 124.
- Morley, L. (2003). *Quality and power in higher education*. Maidenhead: Society for Research into Higher Education and Open University Press.
- Morrissey, J. (2013). Governing the academic subject: Foucault, governmentality and the performing university. *Oxford Review of Education*, 39(6), 797 810.
- Mumby, D.K. (2005). Theorising resistance in organisations. *Management Communication Quarterly*, 19(1), 19 44.

- Niedermeier, F. (2017). Designing effective quality management systems in higher education institutions. Module 1. In S. Randhahn, & F. Niedermeier (Eds.), *Training on internal quality assurance series*. Duisburg/Essen: DuEPublico.
- Parker, M., & Jary, D. (1995). The McUniversity: organisation, management and academic subjectivity. *Organisation*, 2(2), 319 338.
- Pateman, C. (2012). APSA presidential address: participatory democracy revisited. *Perspectives on Politics*, 10(1), 7 19.
- Pires Da Rosa, M.J., Saraiva, P.M., & Diz, H. (2001). The development of an Excellence Model for Portuguese higher education institutions. *Total Quality Management*, 12(7&8), 1010 1017.
- Powell, W., & Dimaggio, P. J. (1991). *The new institutionalism in organizational analysis*. Chicago: University of Chicago Press.
- Quinn, L. (2012). Understanding resistance: an analysis of discourses in academic staff development. *Studies in Higher Education*, 37(1), 69 83.
- Rogers, E. M. (2003). *Diffusion of innovations* (5th ed.). New York, NY: Free Press.
- Rogers, E. M. (2002). Diffusion of preventive innovations. *Addictive Behaviors*, 27, 989 993.
- Rosa, M. J., Stensaker, B., & Westerheijden, D. F. (2007). Introduction. In Rosa, M. J., Stensaker, B., & Westerheijden, D. F. (eds.) *Quality assurance in higher education: Trends in regulation. Higher education dynamics*. Vol. 20 (pp.1–14). Springer: Dordrecht, The Netherlands.
- Rosa, M.J., Sarrico, C.S., & Amaral, A. (2012). Implementing Quality Management Systems in Higher Education Institutions. In M. Savsar (ed.), *Quality Assurance and Management*. InTech, pp. 129 146.
- Rowlands, J. (2012). Accountability, quality assurance and performativity: the changing role of the academic board. *Quality in Higher Education*, 18(1), 97 110.
- Sahin, I. (2006). Detailed review of Rogers' diffusion of innovations theory and educational technology-related studies based on Rogers' theory. *The Turkish Online Journal of Educational Technology*, 5(2), 14 23.
- Scott, J. (1986). Everyday forms of peasant resistance. In J. C. Scott, & B. J. T. Kerkvliet (eds.), *Everyday forms of peasant resistance in South-east Asia* (pp. 5 35). Abingdon: Frank Cass.
- Scott, W.R. (2008). Institutions and Organizations: Ideas and interests, 3rd edn. (Thousand Oaks, Calif., Sage).
- Shahjahan, R. A. (2014). From 'no' to 'yes': postcolonial perspectives on resistance to neoliberal higher education. *Discourse: Studies in the Cultural Politics of Education*, 35(2), 219 232.
- Seyfried, M., & Pohlenz, P. (2018). Assessing quality assurance in higher education: quality managers' perceptions of effectiveness. *European Journal of Higher Education*, 8(3), 258 271.
- Silimperi, D.R., Franco, L.M., Van Zanten, T.V. & Macaulay, C. (2002). A framework for institutionalizing quality assurance. *International Journal for Quality in Health Care*, 14(1), 67 73.
- Srikanthan, G., & Dalrymple J. (2003). Developing alternative perspectives for quality in higher education. *International Journal of Educational Management* 17(3), 126 136.

- Srikanthan, G., & Dalrymple, J. (2004). A synthesis of a quality management model for education in universities. *International Journal of Educational Management*, 18(4), 266-279.
- Stensaker, B.R. (2003). Trance, transparency and transformation: The impact of external quality monitoring on higher education. *Quality in Higher Education*, 9(2), 151-159.
- Stensaker, B. (2008). Outcomes of quality assurance: a discussion of knowledge, methodology and validity. *Quality in Higher Education*, 14(1), 3-13.
- Stensaker, B., Langfeldt, L., Harvey, L., Huisman, J., & Westerheijden, D. (2011). An in-depth study on the impact of external quality assurance. *Assessment & Evaluation in Higher Education*, 36(4), 465-478.
- Sujitparapitaya, S., Shirani, A., & Roldan, M. (2012). Business intelligence adoption in academic administration: An empirical investigation. *Issues in Information Systems*, 13(2), 112-122.
- Teelken, C. (2012). Compliance or pragmatism: how do academics deal with managerialism in higher education? A comparative study in three countries. *Studies in Higher Education*, 37(3), 271-290.
- Tetteh, G.A. (2018). Quality in the higher education system: use of the quality function deployment tool. *Quality Approaches in Education*, 9(1), 17-36.
- Todd, S., Barnoff, L., Moffatt, K., Panitch, M. Parada, H., Mucina, M., et al. (2015). Performativity culture in universities: social work fabrications. *British Journal of Social Work*, 45, 511-526.
- United Nations Educational, Scientific and Cultural Organisation (UNESCO). (2018). Internal Quality Assurance: Enhancing higher education quality and graduate employability. <http://unesdoc.unesco.org/images/0026/002613/261356e.pdf>. Accessed 5 March 2018.
- Vidovich, L. & Slee, R. (2001). Bringing universities to account. Exploring some global and local tensions. *Journal of Education Policy*, 16(5), 431-453.
- Walker, R. M., Damanpour, F., & Devece, C. A. (2010). Management Innovation and Organizational Performance: The Mediating Effect of Performance Management. *Journal of Public Administration Research and Theory*, 21, 367-386.
- Worthington F., & Hodgson, J. (2005). Academic labour and the politics of quality in higher education: a critical evaluation of the conditions of possibility of resistance. *Critical Quarterly*, 47(1-2), 96-110.
- Ylijoki, O., & Ursin, J. (2013). The construction of academic identity in the changes of Finnish higher education. *Studies in Higher Education*, 38(8), 1135-1149.

COVID-19 AND URBAN FOOD INSECURITY IN BULAWAYO, ZIMBABWE: HOUSEHOLD CASE STUDIES

¹*Thulani Dube, ²Phibion Chiwara, ³Keith Phiri, ⁴Tapiwa Muzerengi & ³Douglas Nyathi

¹Centre for Evaluation Science, Faculty of Humanities and Social Sciences, Lupane State University, Zimbabwe

²Department of Geography and Geo-Information Science, Faculty of Humanities and Social Sciences, Lupane State University, Zimbabwe

³Department of Development Studies, Faculty of Humanities and Social Sciences, Lupane State University, Zimbabwe

⁴World Vision International, Harare, Zimbabwe

*Corresponding author: tdube@lsu.ac.zw

ABSTRACT

This article examines the impact of Covid-19 on household food insecurity in Bulawayo, Zimbabwe. The onset of the Covid-19 pandemic brought with it the implementation of compulsory lockdowns and social distancing as non-pharmaceutical interventions to contain the spread of the pandemic in most countries across the globe. The Government of Zimbabwe ordered all businesses to close except essential services that included hospitals and supermarkets. This paper examines the impact of Covid-19 on food security in Bulawayo through the application of a qualitative case study approach focusing on 10 households. Ten households were purposively selected for semi-structured interviews to understand the effects of Covid-19 lockdowns on food security and the coping strategies used by the households in the study area. The study established that household food security was affected in different ways. Some household bread winners lost their jobs due to company closures leading to a loss of income and failure to procure food. The lockdown also disrupted food supply chains in various ways. Several coping strategies were employed by households to withstand food insecurity. We make recommendations for preventing food insecurity in similar future emergencies.

Key Words: Food insecurity, Covid-19, Urban Risk, Zimbabwe, Emergencies, Vulnerability

1. INTRODUCTION

This article examines the impact of Covid-19 on household food insecurity in Bulawayo, Zimbabwe. Studies show that the emergence of the Covid-19 pandemic globally did not

only cause human deaths, but it also led to economic challenges and food insecurity (Manfrinato et al., 2021). The onset of the Covid-19 pandemic brought with it the implementation of compulsory lockdowns and social distancing as non-pharmaceutical

interventions to contain the spread of the disease in most countries across the globe (Dube et al., 2021; Hamadani et al., 2020). The strict enforcement of lockdown regulations had unforeseen damaging consequences on food security and the general functioning of economies (Mukiibi, 2020). Evidence from across the globe shows that the Covid-19 pandemic worsened an already bad situation of food insecurity in many developing countries (Singh et al., 2021). Prior to the start of the Covid-19 pandemic, the World Food Program estimated that some 821 million people were food insecure globally. It was estimated that the Covid-19 pandemic would add another 130 million people who would become food insecure (Moseley & Battersby, 2020). In the United States of America, 54 million new people became food insecure due to the implementation of the lockdown measures (Friedman, 2021). Food banks in the United States started reporting increased demand for food from vulnerable people and a failure to meet that demand (Faye et al., 2021). In most developing countries, the status of food insecurity was already quite high before the Covid-19 pandemic set in to make things worse (Mishra & Rampal, 2020). Evidence also shows that even some households that fared well in food security, fell into food insecurity because of Covid-19 (Shahzad et al., 2021). While many studies have been conducted globally on this subject, there is limited evidence in the case of Zimbabwe. Most studies in Zimbabwe have focused on the impact of Covid-19 and livelihoods in general such as street vending (e.g., Kiaka et al., 2021 & Price, 2020). Studies that attempted to examine the Covid-19 and food security nexus have tended to adopt large scale general survey approach that fails to get an in-depth understanding of household level

dynamics (e.g., Murendo et al., 2021). This study adopts above qualitative case study-based approach to understand household experiences of food insecurity in a Bulawayo suburb in Zimbabwe.

The Zimbabwe government formally instituted a near total lockdown of the movement of people beginning on the 30th of March 2020 for several months as Covid-19 cases spiked in Europe and America. As the lockdowns were implemented livelihood activities were disturbed in all sectors especially in the non-formal sector. The Government of Zimbabwe ordered all businesses to close except essential services that included hospitals and supermarkets. Essential businesses such as supermarkets and food markets were allowed to open only between 8am and 3pm, with a curfew starting at 6pm to 6am. Movement within the city was restricted. Residents were not allowed to travel for over 5 kms for shopping or any other purpose. Shopping of any sort was to be done within a 5 km radius. Cross border travel was outlawed between most countries including South Africa which is Zimbabwe's largest trading partner. All these measures had significant effects on the economy and the food environment as will be shown in the findings.

2. LITERATURE REVIEW

2.1 Definition of Food Insecurity

To understand what is meant by the term food insecurity, it is important to first define 'food security'. According to the USDA, food security is defined as "access by all people at all times to enough food for an active, healthy life" (Schroeder et al., 2015:275). The Food and Agriculture Organization defines food security as,

“... a situation that exists when all people, at all times, have physical, social and economic access to sufficient, safe and nutritious food that meets their dietary needs and food preferences for an active and healthy life” (Barrett, 2010:350 & Manfrinato et al., 2021:1210).

This definition of food security infers that there should be adequate food at all levels including at individual, community and global levels. However, the definition of the term ‘enough’ remains problematic (Pinstруп-Andersen, 2009). If food security is defined in terms of the adequacy of food, food insecurity has been defined by some authors as, ‘...a condition defined by limited or uncertain access to sufficient, nutritious food for an active, healthy life, disproportionately affects low-income communities and communities of color’ (Wolfson & Leung, 2020:152). In this definition, food insecurity is defined in terms of the lack of food security. Some authors define food insecurity in terms the uncertain access to food which is also often reflected in a reduction of food intake and the disruption of the usual eating patterns (Friedman, 2021). According to Schroeder et al. (2015) the factors that characterize food insecurity include the inability to procure food, feeling unsatisfied and the inability to live a healthy life due to poor nutrition. Many negative health consequences emerge from populations affected by food insecurity including compromised immune systems which make people vulnerable to more diseases (Pereira & Oliveira, 2020). In pregnant mothers, ill formation of fetuses has been reported, while stunting and anemia, anxiety and cognitive problems has been

reported amongst children (Fitzpatrick et al., 2021; Schroeder et al., 2015).

Food security and its opposite, food insecurity is defined in terms of four critical pillars namely, availability, access, utilization, and stability (Singh et al., 2021). Availability refers to the physical presence of food in a place where people can make use of it. Accessibility is a concept that acknowledges that although food may be physically available, some people may not be able to possess and make use of it due to a variety of reasons that may include the inability to purchase it (Sen, 1976). This is often the case in urban areas where access to food is based on the ability to purchase it. Food utilization refers to the way in which food is used and biologically converted to provide energy and nutrients for people. Utilisation depends on several things that include household knowledge levels about food processing, storage and nutrition value, the health status of the people involved, and the state of water and sanitation (Moseley & Battersby, 2020). Stability refers to the consistency and regularity of access to food (Moseley, Schnurr & Kerr, 2015). Chronic food insecurity is consistent and occurs over extended periods of time whereas some types of food insecurity are temporary and are related to shocks such as droughts.

2.2 The Impact of Covid-19 on Food Insecurity

Evidence from the United Kingdom shows that the number of food insecure people more than quadrupled because of the Covid-19 pandemic (Loopstra, 2020). This was driven by several factors including the lack of food in shops, self-isolation leading to failure to access food, income losses, closure of

schools and lack of access to free school meals by children from vulnerable households. Elderly people who self-isolated for longer periods of up to 12 weeks reported suffering food insecurity because they could not access shops to buy food (Loopstra, 2020).

The question of the effect of pandemics on food insecurity is not new. In 2003, de Waal & Whiteside developed a theory titled the 'New Variant Famine Hypothesis'. In this theory they argued that the new levels of food insecurity observed in Southern Africa at that time were closely attributable to the effects of the HIV and AIDS pandemic which was ravaging the Sub-Sahara region (de Waal & Whiteside, 2003). They argued that HIV related deaths led to labour shortages and loss of critical agricultural skills at the household level. They also argued that the burden of caring for the sick took away valuable time from agricultural activities and that food utilisation was compromised by the poor health status of affected populations (de Waal & Whiteside, 2003).

The main cause of food insecurity especially in urban areas in Africa was the loss of incomes related to the measures taken to control the spread of the coronavirus (Inegbedion, 2021). The lockdowns and social distancing led to the inability of people to generate incomes as some of the income generation activities required physical interaction with clients. The primary way by which people access food in urban areas is through earning a wage to purchase food (Fitzpatrick et al., 2021). While food may have been available in the shops, people were not able to afford it. This phenomenon is what Sen (1976) calls the failure of exchange entitlements. Another important way by

which Covid-19 contributed to food insecurity was through the disruption of supply chains (Mishra & Rampal, 2020). Most urban areas in Africa depend on rural farm supplies for food.

The movement restrictions initiated because of Covid-19 limited the movement of food supply from rural farms to the cities (Mishra & Rampal, 2020). It is important to understand how market disruptions were a driver of the covid-19 induced food insecurity in urban areas. On one hand, there was a disruption of the supply system which led to a rise in food prices in general as demand threatened to surpass supply (Shahzad et al., 2021). On the other hand, there was income loss because businesses closed and trade was suspended even in informal businesses (Shahzad et al., 2021). The combination of rising prices and loss of income was a double-edged sword for poor communities facing food insecurity.

2.3 Vulnerability Drivers for Covid-19 induced Food Insecurity

Understanding who is affected by food insecurity is important in developing effective interventions to reduce and eliminate food insecurity (Fitzpatrick et al., 2021). Literature shows that the groups that suffered the most from food insecurity were especially those groups that were already vulnerable prior to the start of Covid-19 (Gaitán-Rossi et al., 2021). Vulnerability factors include ethnicity, place of residence, type of employment, geographical location, sex, age and many other such factors (Singh et al., 2021). In a study in the USA, it was observed that vulnerable people were more likely to be black people who earn low incomes and do not have formal and flexible

jobs (Wolfson & Leung, 2020). Vulnerable groups include people from the lower strata of economic backgrounds who earn daily wages. Such people were not able to earn daily while businesses were closed due to lockdowns (Singh et al., 2021). People who were on temporary jobs and people whose jobs could not be transformed to work online were amongst the most affected (Connors et al., 2020). It has been argued that women and girls tend to be affected the most by food insecurity due to social norms that negatively influence feeding patterns and access to food to the disadvantage of women (Mishra & Rampal, 2020).

Social distancing disrupted available social nets which protected the vulnerable prior to poverty. Adherence to social distancing prevented families and groups from regularly visiting and sharing meals which is an important social safety net (Kinsey et al., 2020). Places such as soup kitchens also had to close in the absence of guidance from health authorities (Fitzpatrick et al., 2021; Kinsey et al., 2020). Concern has also been raised about changes in food consumption patterns during lockdowns like the one that was induced by Covid-19. It has been noted that sedentarism leads to high food consumption and may even lead to obesity in the short term and reduced access to health services (Gaitán-Rossi et al., 2021).

3. SCOPE OF THE STUDY

3.1 RESEARCH QUESTIONS

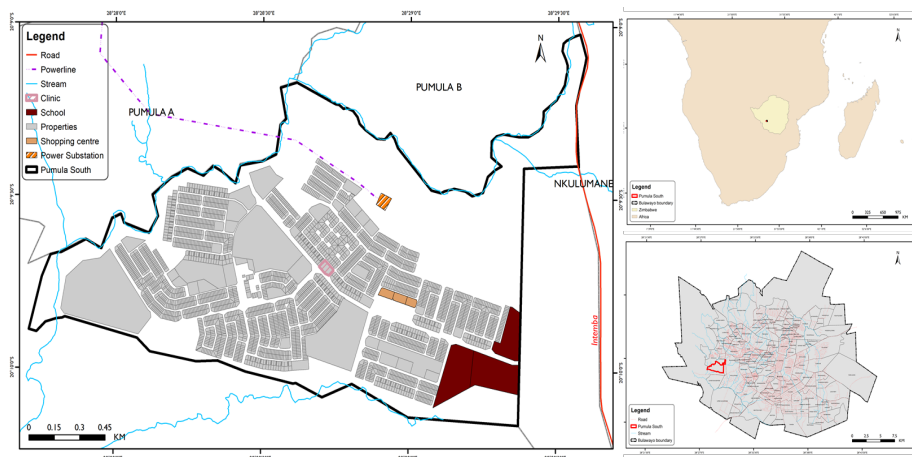
This study was guided by the following research questions:

Map of Pumula South, Bulawayo

- i. How did the Covid-19 pandemic affect food security in Bulawayo?
- ii. What coping strategies did households adopt against food insecurity?
- iii. What lessons can be learnt about managing food insecurity in similar pandemics in the future?

3.2 STUDY SITE

This study was conducted in Pumula South, a suburb in Bulawayo, Zimbabwe's second largest city. Bulawayo is located in the Southwestern part of Zimbabwe, approximately 440kms from the capital city, Harare. The city of Bulawayo is perennially plagued by food insecurity primarily because of its location in Zimbabwe's agroecological regions 4 and 5 which receive limited rainfall making rain-fed agriculture to be of limited productive value. Food insecurity is compounded by low employment levels and high poverty rates which weaken the purchasing power of city dwellers. This study focused on a section of Pumula South high-density suburb called Glendenning. This section was built in the last 12 years starting from approximately 2010. The homeowners are a mix of various types of people who include private school, teachers, some civil servants, low-income diaspora workers and some self-employed people who own small grocery or clothing shops in the CBD. Several houses are rented out to multiple families who pay monthly rentals to the owners of the houses. Several homes are headed by children or young adults because the parents work in South Africa or Botswana.



4. RESEARCH METHODOLOGY

This study primarily employed a qualitative method of study. Ten households were purposively selected for semi-structured interviews to understand the effects of Covid-19 on the food security and the coping strategies used by households in the study area. The households were purposively selected to ensure that there was diversification of coverage by type of household. The intention was to include different types of households based on the main livelihoods found in each household. Preliminary investigations showed that most households in the study site were either employed as civil servants (mostly teachers), had a breadwinner working in South Africa or another SADC country, or they were involved in informal trade. The table below shows the list of ten households that were intensively studied to understand their experiences with food insecurity during the Covid-19 lockdowns.

Wherever possible, interviews were conducted with the household head or the most senior person available in the household. The researcher physically visited the selected households to conduct interviews. Informed consent was sought from all respondents who participated in the study. All ethical standards were observed in the study. The selection of households was done in consultation with a local area leadership committee that represents residents. The study does not claim generalizability to the larger population because of the sampling frame used. However, the study does give important insights about the drivers of food insecurity during the Covid-19 pandemic in urban areas in Zimbabwe. A summary breakdown of the households that were selected is as shown on the table 1. A semi-structured interview guide was used to collect data in an organized and consistent way. Analysis was done by reading through the interview transcripts and

drawing emerging themes that respond to the research questions.

Table 1: Profile of the Households Interviewed

Household Code	Type of Household	Breadwinner's Occupation	Number of People in the Household
HH01	Child Headed	Restaurant waiter (RSA)	3
HH02	Female Adult Headed	Accountant (Botswana)	4
HH03	Child Headed	Maid (RSA)	3
HH04	Male Headed	Teacher	5
HH05	Male Headed	Teacher	5
HH06	Male Headed	Informal Brick molder	10
HH07	Female Headed	Spaza owner	7
HH08	Female Headed	Informal Trader	4
HH09	Child Headed	Restaurant Waiter (RSA)	3
HH10	Male Headed	College Lecturer	4

Source: Field Data

5. FINDINGS

5.1 loss of incomes and the experience of food insecurity due to Covid-19 lockdowns

This section presents the findings of the study. It draws key findings from households of interest that were representative of key findings within the sample of ten households that were selected for the study. Only selected households were presented in the analysis to avoid repetition of key emerging themes across households.

Household Case Study 1 – Code HH01

The interview with the representative for Household HH01 showed that vulnerability to food insecurity during the Covid-19 lockdowns was largely related to the sector in which one worked. For this household, the main breadwinner was working as a restaurant waiter in a major restaurant chain in South Africa. The lockdown in Zimbabwe happened almost simultaneously with the one in South Africa and thus the impact of the lockdown in South Africa was felt across the border in Zimbabwe. The shutdown of

restaurants in South Africa as non-essential services had reverberating effects in Zimbabwe. For HH01, the restaurant shut down in South Africa meant a temporary removal from employment of the relative who was the breadwinner in South Africa. Before the pandemic, this relative would normally send money that the family in Bulawayo would go and collect at a collection point such as the Western Union. On average this relative would send approximately 1500 to 2000 Rands (Approximately \$100 - \$130 USD) per month to cater for food, school related expenses for children, and any medical expenses. When the Covid-19 lockdowns started, the relative in South Africa was struggling for her own survival as she also needed to pay rentals and buy food where she stayed. This led to a reduction of the money that she could send as remittances if they were able to receive anything at all in a month. The flow of remittances was further complicated by the fact that most Zimbabwean migrants in South Africa preferred to send their goods (mostly food) through *omalayitsha* who are trusted quasi-

formal cross border transporters. The closure of borders made it virtually impossible for these transporters to continue with business. The family reported that they suffered greatly from food insecurity at that time. As the respondent pointed out,

We severely lacked food during the covid-19 lockdown. We did not expect that the lockdown was going to be so tough and long. My mother who is in South Africa was laid off from work as a restaurant waitress. She could not send us any food or money for a long time. If it was not for the food that we got from our church, we were really going to starve. We are grateful to our church pastor who came and assisted us.

Household Case Study Number 2 – Code HH06

In this household, the main source of income was informal brick molding and selling. In an interview with the Household Head (HH06), it was established that sales from brick molding nose-dived during the first Covid-19 lockdown because construction was classified as a non-essential service. When construction stopped, brick purchases also stopped. All non-essential services had to strictly shut down including construction. The interviewee noted that while on a good week, they could get an average of \$100 USD to feed a family of 10 people, they were now getting nothing in a whole week under the lockdown. This affected their ability to purchase food. They mostly survived by asking for food from relatives and friends. They also collected some outstanding payments which they used to purchase food. The size of the family of 10 people made them particularly vulnerable to food

insecurity in an urban environment where most of the food had to be purchased.

Household Case Study Number 3 – Code HH10

The interview with the household head for HH10 showed a rather different picture in terms of the impact of Covid-19 on incomes and food security. It was indicated that although the Covid-19 lockdown came into effect, lecturers in state funded teachers' colleges, like other civil servants in Zimbabwe continued to receive their salaries although they were not going to work. This is because they were on permanent contracts. Furthermore, the interviewee indicated that the government of Zimbabwe introduced an allowance that was termed the Covid-19 allowance for all civil servants. Over and above their salaries, civil servants received a monthly allowance of \$100 USD to cushion them during the lockdowns. Instead of a diminishment of income, households that had civil servants generally managed to sustain an income during the lockdown although most of them were not working. The respondent noted that they were eventually asked to teach their students online using WhatsApp and zoom in order to sustain their salaries. This case shows that vulnerability to food insecurity during the lockdown period was associated with the kind of livelihood activities that families were involved in. Families involved with permanent formal government employment were at a less vulnerable position than casual employees in the private sector and those who were self-employed. For this household, there were no major changes to their diet. Where food was available in the market, they indicated that they were able to add luxuries such as chicken, eggs and fish because of a slight

increase in income. The increase in income was particularly notable because expenses related to school fees and transport for children and parents was eliminated from the budget due to prohibitions in movement. The respondent noted a concern that one of their children was gaining weight rather quickly because of spending time watching TV and eating, and not being able to engage in sports at school.

Household Case Study Number 4 – HH07

This household main livelihood activity has always been a spaza shop located within their yard. Different family members take turns to sell at the spaza shop. The respondent highlighted that this has always been their livelihood that they inherited from their grandmother. They had been able to buy their current house through a previous spaza shop. When they bought the new house they continued with the shop. The Covid-19 lockdown initially seemed to present an opportunity for income growth because shops were opening for shorter hours. The local community would now resort to the spaza shop for food and other necessities. However, when the lockdown persisted, the stock was exhausted at the shop. It was not possible to restock because only people in essential services were allowed to travel. The only stock that was left available was bread because bread was being delivered by the bakery to sellers. Bakeries were allowed travel because they were considered as essential services. The failure to restock led to a sudden income drop leading to increased food insecurity within the household. The respondent outlined how they were affected:

Covid-19 really left us at a very difficult position with regards to income and food availability at home. My family depends on this spaza. So, when the lockdown came, we did not think that we would fail to restock. We continued selling what we had. Then we realized that stock had run out. The only thing we were left with was bread because it was being delivered by the bakery to us. We could not go to the wholesalers to restock because we did not have clearance letters for travel. (HH07 Respondent)

5.2 Other General Drivers of Food Insecurity During Covid-19 Lockdowns

5.2.1 Lack of access to shops

Lack of access to shops was observed as a major challenge leading to food insecurity for all households that were surveyed despite the income status. Even those households that had enough income observed that they could not always eat the food that they wanted because they were not allowed to travel to their shopping destinations of choice even within the city. Most households indicated that when the Covid-19 lockdowns were announced, they had stockpiled food in their homes in preparation for the long lockdown. However, one respondent noted that they could not stock food because they did not have the money to do so.

When the lockdown was announced, there was some time given for shopping.

But while everyone was buying food for their households, we simply did not have the money to buy and keep any food. So we went into lockdown without food, and then the we were told not to travel to far away shops but those were the cheap shops. So we ended up buying from expensive shops around here. When you have no money and you have to buy expensive things, its hard (HH08 Respondent).

5.2.2 Limited food supply

Some household respondents indicated that the prohibition of urban-rural and rural-urban travel worsened food insecurity in their households. In Zimbabwe, as is the case in many other sub-Saharan countries, rural and urban communities are interdependent. Urban households depend on the agricultural production of rural households for food supply while rural households depend on urban households for cash. Respondents observed that the lockdown rules broke down this symbiotic relationship between urban and rural households. Poor urban households who depend on rural food supplies were left stranded because of the lockdown rules. One respondent pointed out that,

Things got really bad because we could not get food from our rural home in Nkayi. Every two months or so I bring maize from our rural area for grinding here in Bulawayo. But now we could not visit our rural home. We were lucky that we had kept some maize that we harvested from our urban farming here. So, we used that. But we had to reduce the food portions to make it last longer (H008 Respondent).

5.3 Coping Strategies Adopted by Households in Relation to Food Security

5.3.1 Stock Piling

Various coping strategies were observed in the study site in relation to food security. One main strategy used by most households that could afford was stock piling. Households made an effort to ensure that they had enough food in the household to last them a long time until the lockdown was eased or lifted. However, there were several challenges with this approach. The first one is that some respondents noted that because of the physical presence of large quantities of food in the household, food consumption rates went up leading to a faster stock out time. Furthermore, poor households could not stock. The poor households mostly exercised one or more of the following coping strategies.

5.3.2 Receiving Food Handouts from Charitable Organisations and Community Members

Some poor households had to depend on donations for food sustenance. As already highlighted earlier on, Respondent HH01 noted that they received significant help from their church. The Pastor took note of some of the poor households and delivered maize meal, cooking oil, soap and other products to them on a regular basis. Although other organisations such as the United Nations World Food Program were giving food vouchers in other parts of the city, this program was not present at the study site. The Respondent H009 also indicated that they often received some food assistance from a more well to do neighbor who often checked

on how they were progressing in terms of food security.

5.3.3 Reducing Meal Size Positions and Eating Less Preferred Meals

Most of the poor households that were interviewed indicated that the reduction of meal sizes was strategy that that they were using often. The number of pieces of meat and the regularity with which meat was eaten was a strategy used even in the better off households. Meat was seen as luxury under the difficult food environment. In general, the size of meals was made smaller in order to go for longer periods. Eating less preferred meals was another strategy used in most households including those of civil servants. Beans and cabbage were some of the less preferred meals that were mentioned.

My children hate beans and cabbage, but I have had to teach them to get used to these things. They needed to understand that the lockdown could go on for a long time and we would end up with no food. I tried to put some spice in the beans to improve taste and they started accepting them (HH02 Respondent).

6. DISCUSSION OF FINDINGS

The findings of this study are mostly consistent with findings by researchers in other parts of the world. Consistent with findings elsewhere, this study established that Covid-19 primarily increased food insecurity amongst urban dwellers by disrupting income streams through lockdowns (Friedman, 2021; Manfrinato et al., 2021). Many households lost their income sources due to layoffs or inability to conduct

business. These findings confirm the global trend of how food insecurity was caused by Covid-19 in urban areas.

A major finding in this study which seems different from findings in Western Europe and America is the strong linkage between rural and urban households. While studies in Europe observed the challenge of supply chain linkages to markets (Shahzad et al., 2021), this study observes a challenge with supply chain linkages to rural communities which produce food for the urbanites for social rather than market related reasons. This study also established that the impact of Covid-19 on food security was especially significant amongst the urban poor. This is a consistent finding with other literature such as those in the United States of America that showed that food insecure people as a result of covid-19 were more likely to be black people who earn low incomes and do not have formal and flexible jobs (Wolfson & Leung, 2020).

While in other studies in Europe (e.g Loopstra, 2020) it was observed that isolation often led to food insecurity as persons in self isolation could not visit shops to purchase food, the situation was rather different at the study site. Due to limited space, self-isolation was impossible to implement. Therefore, no community members stayed alone in isolation. Food insecurity was a result of other factors besides being on self-isolation.

7. CONCLUSION AND RECOMMENDATIONS

In conclusion, the covid-19 pandemic and the resultant lockdown regulations had a

profound impact on food security in Zimbabwe and globally. Urban areas suffered the most due to their dependence on food purchases that originate from markets that are external to urban areas. The loss of jobs due to company closures and short trading hours affected the ability of individuals to purchase food leading to an increased food insecurity. Another important driver of food insecurity related to the Covid-19 lockdowns was the disruption of food supply chains. Urban households utilised a variety of coping mechanisms including the consumption of less preferred foods, a reduction of meal portion sizes and the consumption of own food grown in the backyard. Most of the strategies employed by these households were temporary and there was no indication that they would become a permanent aspect of their livelihoods. It is recommended that when such lockdowns are implemented in the future, they should be accompanied by a social safety package to safeguard against food insecurity in vulnerable areas. Although government introduced some safety nets through the Covid-19 allowances targeted at civil servants, these nets did not address families who did not have civil servants in their households.

SOURCES CITED

- Barrett, C. B. (2010). Measuring Food Insecurity. *New Series*, 12(5967), 825–828. <https://doi.org/10.1126/science.1183725>
- Connors, C., Malan, L., Canavan, S., Sissoko, F., Carmo, M., Sheppard, C., & Cook, F. (2020). The lived experience of food insecurity under Covid-19. A Bright Harbour Collective Report for the Food Standards Agency. <https://www.food.gov.uk/sites/default/files/media/document/fsa-food-insecurity-2020-report-v5.pdf>
- de Waal, A., & Whiteside, A. (2003). New variant famine: AIDS and food crisis in southern Africa. *Lancet*, 362(9391), 1234–1237. [https://doi.org/10.1016/S0140-6736\(03\)14548-5](https://doi.org/10.1016/S0140-6736(03)14548-5)
- Dube, T., Ncube, S. B., Mlotshwa, S., Matsika, G. N., & Maonde, N. (2021). The changing face of monitoring and evaluation in the age of COVID-19: practitioners' field experiences from Zimbabwe. *Heliyon*, 7(6), e07386. <https://doi.org/10.1016/j.heliyon.2021.e07386>
- Faye, A. S., Rogers, A. M., Woo-Baidal, J. A., Ozanne, E. M., & Hur, C. (2021). Predictors of households at risk for food insecurity in the United States during the COVID-19 pandemic. *Public Health Nutrition*, 24(12), 3929–3936. <https://doi.org/10.1017/S1368980021000355>
- Fitzpatrick, K. M., Harris, C., Drawve, G., & Willis, D. E. (2021). Assessing Food Insecurity among US Adults during the COVID-19 Pandemic. *Journal of Hunger and Environmental Nutrition*, 16(1), 1–18. <https://doi.org/10.1080/19320248.2020.1830221>
- Friedman, C. (2021). Food insecurity of people with disabilities who were Medicare beneficiaries during the COVID-19 pandemic. *Disability and Health Journal*, 14(4). <https://doi.org/10.1016/j.dhjo.2021.101166>

- Gaitán-Rossi, P., Vilar-Compte, M., Teruel, G., & Pérez-Escamilla, R. (2021). Food insecurity measurement and prevalence estimates during the COVID-19 pandemic in a repeated cross-sectional survey in Mexico. *Public Health Nutrition*, 24(3), 412–421. <https://doi.org/10.1017/S1368980020004000>
- Hamadani, J. D., Hasan, M. I., Baldi, A. J., Hossain, S. J., Shiraji, S., Bhuiyan, M. S. A., Mehrin, S. F., Fisher, J., Tofail, F., Tipu, S. M. M. U., Grantham-McGregor, S., Biggs, B. A., Braat, S., & Pasricha, S. R. (2020). Immediate impact of stay-at-home orders to control COVID-19 transmission on socioeconomic conditions, food insecurity, mental health, and intimate partner violence in Bangladeshi women and their families: an interrupted time series. *The Lancet Global Health*, 8(11), e1380–e1389. [https://doi.org/10.1016/S2214-109X\(20\)30366-1](https://doi.org/10.1016/S2214-109X(20)30366-1)
- Inegbedion, H. E. (2021). COVID-19 lockdown: implication for food security. *Journal of Agribusiness in Developing and Emerging Economies*, 11(5), 437–451. <https://doi.org/10.1108/JADEE-06-2020-0130>
- Kiaka, R., Chikulo, S., Slootheer, S., & Hebinck, P. (2021). “The street is ours”. A comparative analysis of street trading, Covid-19 and new street geographies in Harare, Zimbabwe and Kisumu, Kenya. *Food Security*, 13(5), 1263–1281. <https://doi.org/10.1007/s12571-021-01162-y>
- Kinsey, E. W., Kinsey, D., & Rundle, A. G. (2020). COVID-19 and Food Insecurity: an Uneven Patchwork of Responses. In *Journal of Urban Health* (Vol. 97, Issue 3, pp. 332–335). Springer. <https://doi.org/10.1007/s11524-020-00455-5>
- Loopstra, R. (2020). Vulnerability to food insecurity since the COVID-19 lockdown Preliminary report. <https://ukdataservice.ac.uk/>
- Manfrinato, C. v., Marino, A., Condé, V. F., Franco, M. D. C. P., Stedefeldt, E., & Tomita, L. Y. (2021). High prevalence of food insecurity, the adverse impact of COVID-19 in Brazilian favela. *Public Health Nutrition*, 24(6), 1210–1215. <https://doi.org/10.1017/S1368980020005261>
- Mishra, K., & Rampal, J. (2020). The COVID-19 pandemic and food insecurity: A viewpoint on India. In *World Development* (Vol. 135). Elsevier Ltd. <https://doi.org/10.1016/j.worlddev.2020.105068>
- Moseley, W. G., & Battersby, J. (2020). The Vulnerability and Resilience of African Food Systems, Food Security, and Nutrition in the Context of the COVID-19 Pandemic. In *African Studies Review* (Vol. 63, Issue 3, pp. 449–461). Cambridge University Press. <https://doi.org/10.1017/asr.2020.72>
- Mukiibi, E. (2020). COVID-19 and the state of food security in Africa. In *Agriculture and Human Values* (Vol. 37, Issue 3, pp. 627–628). Springer. <https://doi.org/10.1007/s10460-020-10079-9>
- Murendo, C., Manyanga, M., Mapfungautsi, R., & Dube, T. (2021). COVID-19 nationwide lockdown and disruptions in the food environment in Zimbabwe. *Cogent Food & Agriculture*, 7(1), 1945257.



<https://doi.org/10.1080/23311932.2021.1945257>

Pereira, M., & Oliveira, A. M. (2020). Poverty and food insecurity may increase as the threat of COVID-19 spreads. In *Public Health Nutrition* (Vol. 23, Issue 17, pp. 3236–3240). Cambridge University Press. <https://doi.org/10.1017/S1368980020003493>

Pinstrup-Andersen, P. (2009). Food security: definition and measurement. *Food Security*, 1(1), 5–7. <https://doi.org/10.1007/s12571-008-0002-y>

Price, R. (2020). Impacts of COVID-19 regulatory measures on small-scale and informal trade in Zimbabwe. https://opendocs.ids.ac.uk/opendocs/bitstream/handle/20.500.12413/15323/815_816_Covid19_and_trade_in_Zimbabwe_final.pdf

Schroeder, K., Smaldone, A., & Smaldone, S. (2015). Food Insecurity: A Concept Analysis. <http://USDA.gov>

Sen, A. (1976). Famines as Failures of Exchange Entitlements 11(31). <https://www.jstor.org/stable/4364836>

Shahzad, M. A., Qing, P., Rizwan, M., Razzaq, A., & Faisal, M. (2021). COVID-19 pandemic, determinants of food insecurity, and household mitigation measures: A case study of Punjab, Pakistan. *Healthcare (Switzerland)*, 9(6). <https://doi.org/10.3390/healthcare9060621>

Singh, D. R., Sunuwar, D. R., Shah, S. K., Sah, L. K., Karki, K., & Sah, R. K. (2021). Food insecurity during COVID-19 pandemic: A genuine concern for people from disadvantaged community and low-income families in Province 2 of Nepal. *PLoS ONE*, 16(July). <https://doi.org/10.1371/journal.pone.0254954>

Wolfson, J. A., & Leung, C. W. (2020). Food insecurity and COVID-19: Disparities in early effects for us adults. *Nutrients*, 12(6). <https://doi.org/10.3390/nu12061648>

DETERMINATION OF WATER RESOURCE SUITABILITY FOR GRAZING AT MAKOHOLI RESEARCH STATION, MASVINGO, ZIMBABWE

¹*Sizo Moyo, ²Everson Dahwa and ¹Margaret Taona Moyo

¹* Corresponding Author Lupane State University Department of Animal Science and Rangeland Management P O Box 170 Lupane Zimbabwe

¹ Lupane State University Department of Animal Science and Rangeland Management P O Box 170 Lupane Zimbabwe

²Makoholi Research Institute P Bag 9182 Masvingo Zimbabwe

*Corresponding author: szmoyo@lsu.ac.zw

ABSTRACT

The study was carried out to determine water resource suitability in Makoholi Research Institute, Zimbabwe using the FAO land suitability classification method of 1991. Vegetation structure and composition assessment were done thereafter to assess its change due to water distance. The water points were identified through the use of a scanned map in a Geographic Information System (GIS) environment and ground verification. Physio-chemical characteristics of water were tested through a laboratory procedure. The General Linear Model (GLM) was used to establish differences in water physio-chemical parameters due to sampling site and season. Analysis of variance was used to test for significant differences in vegetation structure in different suitability classes. The study results showed that the range studied had no shortcomings in terms of water quality. The water physio-chemical parameters were significantly affected by season ($p < 0.05$) except for nitrates ($p > 0.05$). However, the results showed that the rangeland was limited to some extent by distance from water points. The results also revealed a significant difference ($p < 0.05$) in vegetation structure between suitability classes. The canopy cover, litter cover, soil compaction and top hamper differed significantly within suitability class or buffer distances. The grass height also differed significantly within buffer distances. It can be concluded using the limitation approach that Makoholi rangeland falls under the Suitability class S2 as far as the water resources are concerned and that vegetation near the water point is heavily utilised hence proving that water resource distribution affects rangeland utilisation.

Keywords: species composition, buffer distance, water quality

INTRODUCTION

Rangelands are an important extensive natural ecosystem as they provide forage and other ecosystem services to livestock. However, indiscriminate utilization of this

valuable resource has caused its deterioration (Javadi *et al.*, 2018). One of the major causes of this uneven utilisation of the rangeland by grazing animals is undesirable water resource distribution in many regions of the world. Grazing lands

near the water points are utilised more by grazing animals leading to a severe reduction of the decreaser grass species and undesirable changes in the plant species composition in those areas (Ayorlo, 2015 and Bailey, 2016). Moreover, this causes the elimination of some parts of the rangelands from the production cycle.

Adequate forage throughout the dry season and even a supply of water to the stock are examples of land use requirements for extensive grazing in the tropics (Arzani *et al.* 2011). Unfortunately, water quality and availability are limited in most parts of the world, Zimbabwe included. Water resource suitability can be determined through a closer assessment of the water quality, water quantity and accessibility by grazing animals (Arash and Yasari, 2013; Ariapour *et al.*, 2016). In many regions of the world like Iran, it is difficult for livestock to access water due to topographic limitations and poor rainfall distribution (Amiri, 2010). Different livestock classes walk different maximum distance to water points, any distance above that lead to loss of condition (Mesdaghi, 2018; Wright, 2018). Unfortunately in many parts of Zimbabwe, it has been difficult to maintain the standard distance to water points (Matsa and Tapfuma, 2015). According to David (2016), in the semi-arid and arid regions of the world, livestock (cattle most common) use poor or marginal quality drinking water. The sources of water are mainly poor wells, canals, streams and dams (Food and Agriculture Organisation (FAO, 2017a). In most cases, such water is high in salts which may be harmful to cattle and other livestock species. This has resulted in problems like depression, scouring and diarrhoea in cattle (Brew *et al.*, 2015; FAO, 2017a; Willms *et al.*, 2017).

Rangelands as part of the land can be the ultimate source of wealth through the provision of ecosystem service to both

people and animals. However, the indiscriminate utilisation and distribution of water resources in Zimbabwe have led to a decrease in water quality and quantity. The lack of investigations on the current status of water resources used by animals can create a situation where the decline in quality and quantity of water becomes a crisis (Amiri *et al.*, 2017). This may lead to severe economic losses as sometimes animals are found travelling long distances to quench their thirst. Therefore it was the purpose of this study was to determine the water quality for cattle within the Makoholi Research Institute farm, establish suitability classes for all paddocks concerning distance from water sources and determine changes in vegetation structure and composition as influenced by water distribution.

MATERIAL AND METHODS

The study was carried out at Makoholi Research Institute which is 30km North of Masvingo town. The area falls under Natural Region IV (NR4) of the Zimbabwean ecological classification system (Department of Research and Specialist Services [DR&SS], 2016). Altitude is 1204m above sea level on latitude 19°50' S and longitude 30° 46'E. The area is suitable for extensive farming and receives an annual rainfall of 450 to 650 mm. Rainfall is erratic and unreliable and falls between November and March.

In terms of water resources, two perennial rivers form part of the farm borders, the Shagashi and Makoholi rivers. Along the Shagashi river, there is a dam which acts as a reservoir of water in winter which is drawn to supply a weir that supplies the Station with water. As for livestock, efforts were made to provide water in each paddock through a pipeline to the troughs however due to economic hardships it has

not been easy for the station to repair the damaged pipelines and pump breakdowns. This has therefore forced the livestock to utilize natural water resources in Dams, weirs and rivers.

Identification of water resources

The identification of water resources was done through a two-way process. The first step included the use of a Geographic Information System (GIS) (Garmin, 2017). A scanned map of the study area was geo-referenced using GIS software to facilitate the identification of water points. The second step was field verification of the identified water points on the ground. Global Positioning System coordinates were taken to improve accuracy when analysing using the GIS software (Dahwa *et al.* 2013). The number of water points were identified and these included Makoholi weirs, Shagashi River, Makoholi River, two ZINWA weirs and two other weirs that were found in paddocks. The naming of the water points was through the help of the farm general hands, section supervisors and to a lesser extent, Google Earth.

Determination of the water quality for cattle within Makoholi farm

Three samples were taken from each water source, the samples were collected from the mouth, middle and end of the water source at a depth of one and a half meters using polythene bottles. However, for rivers, more than three samples were taken from sites where cattle drink. The samples were collected in the wet season (November 2016 to February 2017) and dry season (July –October 2017)., Samples were refrigerated at 3°C to preserve them before analysis (Meybeck *et al.* 2018). Laboratory analysis of Total Dissolved Salts, pH and Nitrates was done for samples from each of the main water sources at the ZINWA laboratory in Masvingo. Multi-Conductivity metre was used for Total Dissolved Solids, and a pH meter for pH

analysis (German *et al.* 2008, FAO 2007; Ariapour 2013).

Establishment of suitability classes paddocks with respect to distance from water sources

An aerial photographic map was scanned. After scanning the map was put in a GIS software for geo-referencing. The Global Positioning System gadget (Garmin, 2017) was used to take four coordinates in the four corners of the study area. o get a more accurate distance buffer, the Global Positioning System (GPS) was used to take the coordinates of water points and the cattle pens. The coordinates were downloaded into a Geographical Information System (GIS) environment which was used to make buffer distances from water resources (Amiri, 2008; Amiri and Shariff, 2011). The buffers were based on FAO standards of water distance suitability and they included one, two three and four-kilometre buffer distances.

Vegetation structure and composition in different suitability classes

A series of veld assessments based on visual assessment of different vegetation was done in the different suitability classes which were established using the GIS software. Transects of 50 meters were used and quadrants measuring 1m by 1m were used for grass assessment. Transects were laid at least 30 m from roads to minimise border effects (Dahwa *et al.* 2013). The quadrants were placed systematically along the transect at 10 meter intervals. Tape measures were used to measure these distances. Grass species, their frequency of occurrence and height were noted and recorded (FAO, 2017). The other parameters that were evaluated included basal cover, litter cover, top-hamper and estimation of soil compaction and erosion. The parameters were scored out of ten with a score of one representing a low rating and

of ten representing a high rating for basal cover and litter cover. For soil erosion, low scores mean low levels of erosion and high scores (10) mean high levels of erosion (Dahwa *et al.* 2013; Dahwa *et al.* 2014). The height of each grass species was measured and recorded in each quadrant. The grasses were then arranged according to their grazing values and ecological status that is increaser1, 2, 3, and decreasers. The vegetation assessment was done between August and December 2016. This was so because the research focuses more on the winter period when water is scarcely available.

Data Analysis

The Shapiro-Wilk test was used to assess for normality of variables of interest ie litter cover, canopy cover, top hamper, erosion, compaction and water physio-chemical parameters. Homogeneity of variance was assessed by Levene's test on SPSS version 21. Data were organized and represented in the form of descriptive tables, and line graphs to assist in the interpretation of results. The data on water quality was subjected to a Generalised linear model using Minitab version 14 to establish the variation if any in water quality from the different sources and seasons. The means were compared with water quality standards for cattle recommended by many authors including FAO. The main effect plots were done to determine the effect of season and sampling sites on the results using Minitab version 14. The data collected for distance to water resources was analysed using GIS software using the FAO Land Suitability Classification, looking specifically at livestock water

distance suitability. One-way analysis of variance from Minitab version 14 was used to check for significant differences in vegetation structural attributes between the suitability classes. The occurrence of certain grass species in distance was determined by subjecting data to ANOVA to obtain mean occurrences. Also, one-way ANOVA was used to check any significant changes in the grass in different buffer distance or suitability classes and the results obtained were presented in tables and line graphs. In terms of distance and water quality, the mean values were compared with international standards and classified according to the FAO Land Suitability classification method (FAO, 1991). The last step was to combine the two sub-models to determine the suitability of water resources in the area of study (Arash and Yasari, 2013). The limitation approach was used whereby the most limiting factor determined the overall suitability of the area in terms of water resources.

RESULTS

Water quality-Physio-chemical parameters

The water quality assessment objective was achieved by examination of the physio-chemical of water and by comparison of the results with recommended standards. Based on the water resources quality laboratory results and considering the water quality, there were no limitations in the water resources of Makoholi Research Station, and the whole station fell within the S1 suitability category (Table 1).

Table 1: Water quality and the component classification according to FAO standards

Constituents	Minimum recorded	Maximum recorded	Average	Suitability Class
--------------	------------------	------------------	---------	-------------------

Total Dissolved Solids (mg/l)	140	282	211	S1
Nitrates (mg/l)	0.01	0.08	0.05	S1
Electrical conductivity(mg/l	0.06	0.58	0.32	S1
pH	6.7	6.8	6.75	S1

The study showed that season had a significant effect ($p < 0.05$) on physio-chemical parameters except for nitrates. The results showed that TDS were high in the dry season compared to rainy season. However, nitrates and pH were higher in the rainy season than in the dry season. There was a significant variation in the

physio-chemical parameter of water from different sources ($p < 0.05$). The TDS and nitrates were higher in the Makoholi River than in other sources. However, there were no significant differences ($p > 0.05$) in water pH among the different sources (Table 2). Turbidity was significantly affected by season ($p < 0.05$).

Table 2 Total dissolved solids, nitrates, pH, electrical conductivity and turbidity of rangeland water sources in the rainy and dry seasons.

	Total Dissolved Solids (mg/l)	Nitrates(mg/l)	pH(mg/l)	E.Conductivity (mg/l)	Turbidity(FTU)
Rainy season	200 ± 3.85	0.05 ± 0.001	7.02 ± 0.11	304.94±72.81	21.462±2.19
Dry season	231.438±11.02	0.03 ± 0.001	6.72±0.37	413.34±22.96	11.33±0.63
P-values	0.003	0.624	0.00	0.003	0.000

Distance from water resource suitability

The results of the sub-model on the distance from water resources revealed that above 80% of the rangeland area fell in the Suitable category and little of the rangeland in question fell into the moderately suitable and marginally suitable categories, in addition, no rangeland area fell into the not suitable category. However, some parts of paddock 28 (black part) fell into the S3 category (Figure 1).

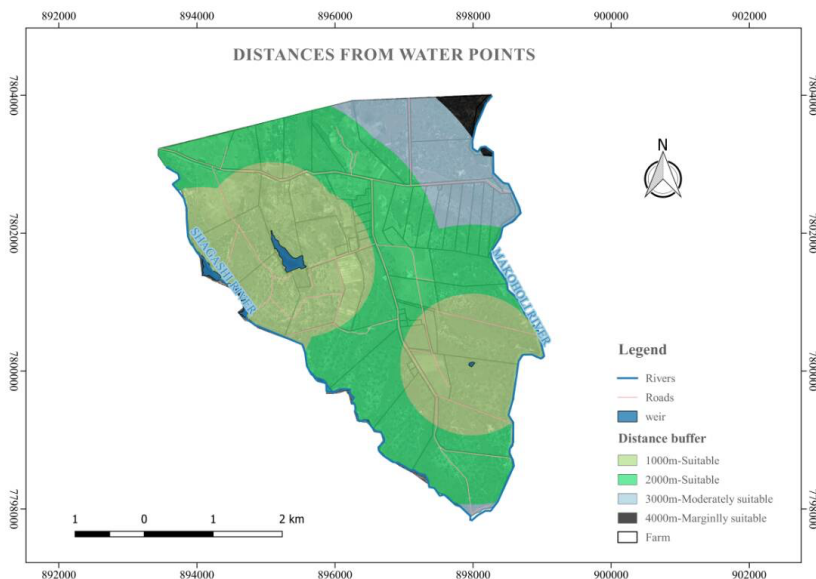


Figure 1: Water suitability map for Makoholi Research Institute

3 Influence of buffer distance on vegetation

The results from the statistical analysis show that there was a significant difference ($p < 0.05$) between different buffer distances from the water points as far as vegetation structure was concerned (Figure 2). The distance from the water had a significant effect on canopy cover ($p = 0.002$), the

canopy cover was lower in areas near the water points compared to areas further from water points. The distance from the water had also a great significant effect on litter cover ($p = 0.000$) and the top hamper ($p = 0.002$). Litter cover and top hamper were low in the 1km buffer distance. Compaction and erosion were significantly influenced by distance from the water point ($p = 0.000$). Soil compaction was high in areas near water points than in areas further from water points (Figure 3).

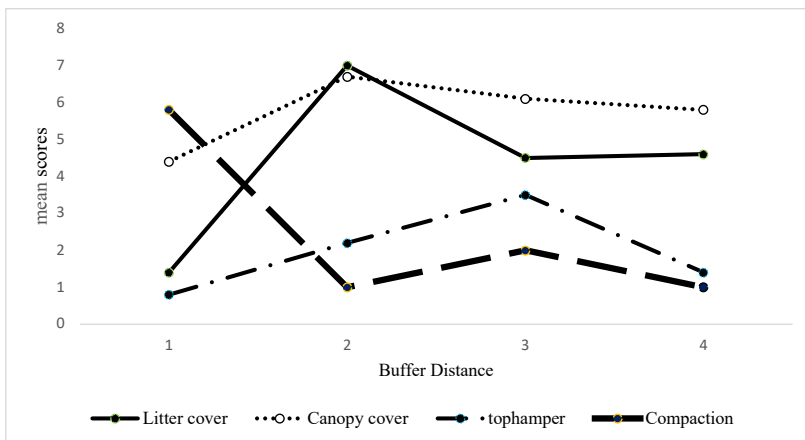


Figure 2: Changes in Litter cover, canopy cover, top hamper and compaction in relation to distance from the water source

The results showed that the area of study was mainly dominated by the Increaser II grass species. The decreaser grass species had the least proportion in all buffer distances. The results showed that there were few pioneer grass species.

Decreaser species occurrence across buffer distances

The occurrence of decreasers species was low in the 1 km buffer distance and increased with the increase in buffer distances. *Digitaria eriantha* had a low occurrence in the first buffer and increased in other distances except for the fourth distance. *Panicum maximum* had a low occurrence in the first buffer though it become moderately high in other buffer distances. *Digitaria penzti* was moderately low in all distance buffers as shown below (Figure 3).

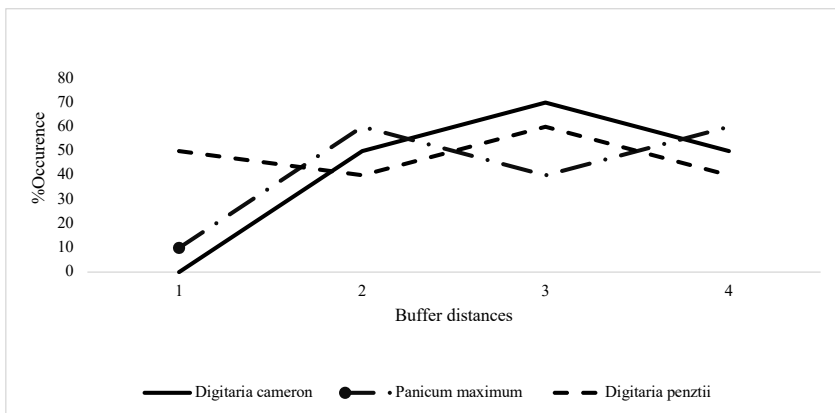


Figure 3: Percentage occurrence of decreaser grass species in different buffer distances.

The increaser I grass species

The general trend shows that increaser I grass species had a low frequency of occurrence near the water points that is at the one and two-kilometre buffer distances. However, they showed increased occurrence as one moves away from the water point. *Brachiaria brizantha* had a low occurrence in the first buffer distance and increased in the second and third buffer

distances. *Hyperthelia dissoluta* occurrence was high in the first buffer and moderately low in other buffer distances. *Shizachyrium jeffreysii* occurrence was moderately low in the first buffer and further decreased in other buffer distances. *Hyparrhenia filipendula* occurrence was high in the first buffer distance, low in the second buffer and high in the third and fourth buffer distances. This is clearly shown in Figure 4.

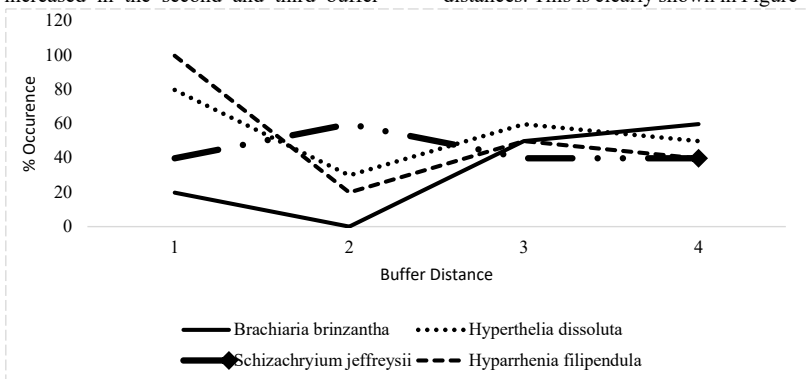


Figure 4: Percentage occurrence of increaser1 grass species in different buffer distances

The Increaser II grass species

There was varied occurrence of increaser II grass species at different buffer distances. Grasses of the *Eragrostis* genus had moderately high to high occurrence in all the distance buffers. *Loudetia simplex* and *Pogonarthria squarrosa* increased as the buffer distance increased and then declined in the 4 km buffer distance. *Aristida*

conjesta had a high occurrence in the first 1km distance and decreased in all other distances. *Urochloa mosambicensis* had also low occurrence in the first and second buffer distances. *Cynodon dactylon* had also a high occurrence in the first distance buffer and decreased up to the third buffer and increased in the fourth buffer (Figure 5).

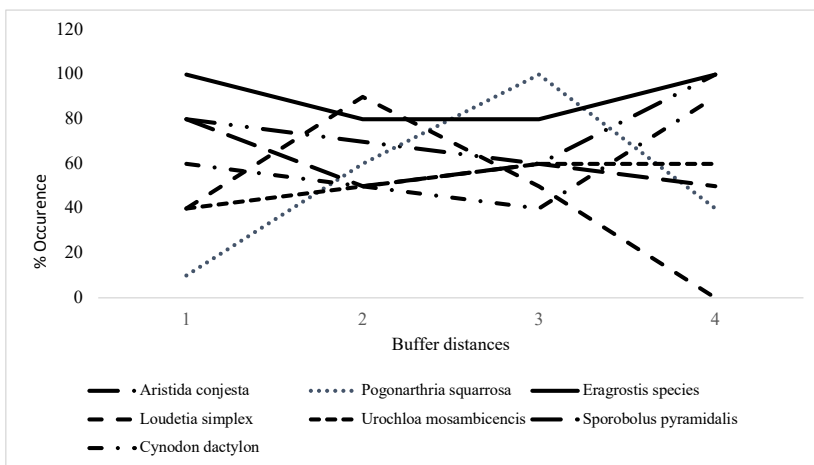


Figure 5: Percentage occurrence of increaser II grass species in different buffer distances.

The Increaser III grass species

Aristida junciformis was the only increaser III grass species recorded in the study. It had a low occurrence in the first buffer distances. Its occurrence in these buffer distances ranged from 20% to 100%. In the fourth buffer, distance is dropped to 50%.

The results on grass height showed that there was a significant difference ($p < 0.05$) in grass heights in the different buffer distances. On performing the Tukey...., the results showed that the grass height was low in the first buffer distance, second and third respectively and become high in the fourth buffer distance as indicated in Figure 6.

Grass height

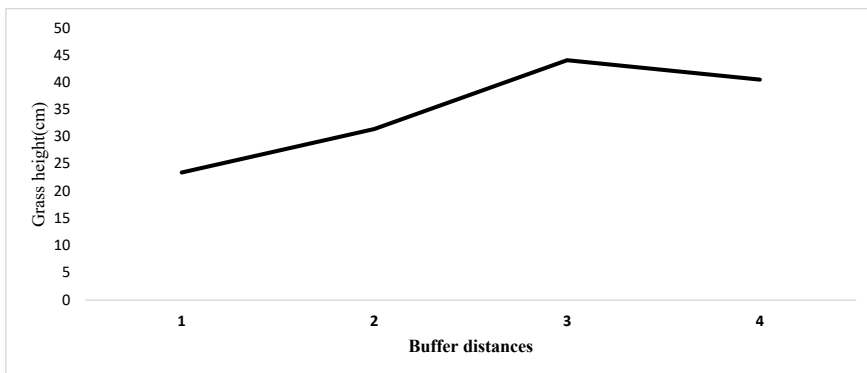


Figure 6: Average the grass height in different buffer distances.

DISCUSSION

The key factor reducing the suitability of the water resources of the range in the area studied was the distance from the water resources. However, a very small portion of the study area fell into suitability class three (S3). This means the area was 3-4km away from the water point. Distance is itself influenced by the slope of the trail the stock has to follow to reach the water resources because the access of the stock to the water resources is reduced with an increase in this slope and consequently rangeland suitability (Gerrison *et al.* 2017). At greater slopes, animals spend more energy moving and therefore cover less distances to reach the water resources (Amiri, 2008). Their results showed no limitation concerning water quality and quantity. Little of the rangeland of the region in question fell into the S2 and S3 suitability categories, no rangeland area fell N suitability category. Aripour *et al.* (2014), did a similar study, there were no limitations in terms of water quality and quantity in their study and this was similar to findings by Arash and Yasari (2013), and Amiri's (2009) work in determining water resource suitability for goats and cattle grazing in Iran. In the

studies conducted by Arzani *et al.* (2016) and Refahi (2006), water quality and quantity were not found to be limiting factors in the suitability of the water resources. It can be therefore concluded that most countries and rangelands have no limitation as far as water quality and quantity are concerned although that is not true for tropical sides of the world. Javadi *et al.* (2017) found water quality to be a limiting factor in the suitability of the rangeland in the region of Halvan of the city of Tabas in Iran.

Water physio-chemical parameters

The major water physiochemical parameters that reduce water quality in most cases are salinity, nitrates and total dissolved solids. The present study also showed no limitations in water quality. Total dissolved solids, nitrates, turbidity and pH all fell in the suitable category indicating good water quality. Good water quality might be explained by the absence of pollutants such as sewage, industrial waste, and few agricultural fertilisers and pesticides near the water resources (Szczerbinski and Gaczynski, 2015). The study area, Makoholi, is in rural area with

no commercial farmers and the population is low thus presenting little threat to water quality. Boyles (undated) indicated that the presence of industries, too much use of fertilisers near the water sources and urbanisation caused a lot of water quality deterioration in India. According to Braul and Kirychuk (2018) farmers often indulge in excess usage of fertilizers and pesticides. When these are used more than the recommended doses, they pollute water, land and air. However, the season seemed to play a role in physio-chemical parameters. Nitrate levels were high in the wet season than in the dry season and this is supported by Pandey and Devkota's findings in 2016. The higher nitrogen in the wet season may be due to the accumulation of organic matter, agricultural runoff from the catchments area, higher microbial activities or due to leaching of nitrates from nearby agricultural fields (Patterson *et al.*, 2015 Pandey and Devkota, 2016). Total dissolved solids were high in the dry season than in the wet season. The higher values during the dry season might be due to the water loss of water by evaporation in this season which increases particle concentration (Pandey and Devkota, 2016). Electric conductivity was also high in the dry season and it can be correlated with total dissolved solids. Electric conductivity depends on the presence of ions, their total concentration, movement, valences and on temperature of measurement (Pandey and Devkota, 2016). The greater amount of dissolved solid in river water indicates the greater amount of ions in the water and hence high electric conductivity values (Pandey and Devkota, 2016). In the present study, pH was high in winter compared to the dry season. This is contrary to the findings by Sharma *et al.*, (2013). The variations can be due to the method of testing used and biases in the equipment used. However in general the pH levels are expected to be high in the wet or rainy

season may be due to the heavy rainfall which is free of chemicals. Also in the present study turbidity was high in the rain season compared to the dry season. This was very evident in most of the sampled rivers than weirs. This is similar to the findings by Malla (2019). He also suggested that the high turbidity values during the rainy season can suggest that discharges from domestic effluents and runoff from agricultural activities that reach the river may be large or small particulates that are not settled to the bottom which then increases the turbidity values. In terms of the water sources or sampling areas, the rivers, that is the Shagashe and Makoholi, had general high values of turbidity and total dissolved solids. The high turbidity values can be explained by the runoff and flowing of the rivers in most of the time. The total dissolved solids can be high in the river due to the accumulation of organic matter and another mineral in the rivers. The nitrates, they were high in weirs and small dams. This can be explained by the fact that these water bodies are near crop fields which are usually heavily fertilized by artificial nitrogen-based fertilisers.

The vegetation components

The assessment of the vegetation that is litter cover, canopy cover and top hamper, grass species composition and height was done to verify and explain how water distribution in the rangeland affects forage utilisation. This was also a move to monitor the extent of rangeland degradation. Zerga (2015), argued that the major indicators of rangeland degradation are a shift in species composition, loss of rangeland biodiversity, reduction in biomass production, less plant cover and soil erosion. However, at times, other factors like soil characteristics, hydrology, and landform can influence the rate of degradation (Arnalds and Barkarson, 2003). Low canopy cover scores especially near the water resources as noticed in the present study might mean that there is too

much utilisation of that particular area by animals and may be an indication of rangeland degradation (Ahmad *et al.*, 2012). This can be caused by high intensity of grazing and long periods of stay. Zegra (2015), observed that long-term grazing intensity can alter litter cover, and plant basal and canopy cover characteristics, which can also affect soil water dynamics by altering microclimate and soil temperature and exposing land to soil erosion (Milchunas *et al.*, 2018). Moreover, the excessive removal of perennial grass species reduces ground cover (Eccard *et al.*, 2000). Litter cover which includes dead and decaying organic matter can have high scores due to mostly two factors. High litter cover can be a sign of an improvement in rangeland management. Low litter cover shows rangeland degradation. In the present study, the litter cover was low near the water points showing there may be incorrect rangeland utilisation. This clearly shows that animals spend most of their time near water resources as alluded to by Robert and Richard (2012). In terms of the top hamper, high scores (5-7 out of 10) indicate low utilisation of the area by either people or animals. Usually, high top hamper scores indicate poor utilisation of that particular rangeland. Poor grazing management can cause very low top hamper in some areas and high scores in the same piece of land (Valentine, 2017). This was in agreement with Friedel (2011) who noticed also that closer to the water points grazing is heavy and shifts in vegetation structure and composition over time can be large and tend to become less away from the water points. When it comes to compaction, high compaction may indicate high animal movement hence soil compaction. According to the research carried out by Oregon University (undated), as the size of livestock herds increases, the perennial grasses are consumed and trampled on, and their roots suffer from loss of above-ground

parts and soil compaction. However, other factors can cause soil compaction which includes rainfall intensity at times, people's movement and also the soil's physical characteristics. High soil erosion can also be attributed to notably too much utilisation of area by animals loosening the soil making it more vulnerable to both wind and water erosion. Soil erosion and compaction have a relationship. They can have a positive correlation and a negative correlation depending on the circumstances.

The ecological statuses of the grass species found in the study and their occurrence

Also studied in this study was the type of grass species occurrence in different suitability classes or buffer distances.

Decreasers

The study results indicated that decreaser grass species like *Panicum maximum*, *Digitaria penzti* and *Digitaria cameron* had a low occurrence near the water points and in whole study area. These types of grass species are more palatable and preferable grazed compared to other grass species. The low occurrence of these types of grass species can be attributed to grazing by livestock and wildlife. Hoffam and Todd (2016), argued that high intensity of grazing leads to excessive removal of the most palatable species, which are usually perennial. As this happens it opens the way for less palatable and faster-establishing annual grasses and forbs to take hold. Continuous decrease of the highly desirable species can result in rangeland deterioration (Zerga, 2015). Also, these species are usually abundant in the veld in a good condition and decrease when the veld is over utilised (Rooyen, 2002). This links with Bailey *et al.*'s (2016) findings which state that herbivores show slow movement and spend more time on

nutrient-rich areas than other areas and hence the species composition and diversity shift drastically. The aspect of selective grazing and preference can also come into play. Different animal species have different preferences for grazing material, this preference could be on plant species, plant parts, and/or grazing location within the rangeland (Zerga, 2015). Therefore due to area and species selective grazing, certain parts of the grazing area and some species will be utilized more than others. That will exert more grazing pressure on the preferred areas and species while others are not utilized (Zerga, 2015).

The Increaser I

In terms of the Increaser I grass species, the grasses like *Brachiaria brizantha* had a low occurrence in the first buffer distances. This is because this kind of grass species has average grazing values it is therefore consumed by grazers. However, grass like *Hyperthelia dissoluta* and *Hypparrhenia filipendula* showed high occurrence near the water points showing that it is not preferably grazed. This might be because of its awns and height which is undesirable for grazing. Grass-like *Shizachyrium jeffreysii* also had high occurrence near the water points may be because it has a low grazing value and hence less consumed.

Increaser II

In terms of the increaser II grass species, these grass species dominated the whole rangeland. This is also a clear sign of a rangeland that is losing condition (Rooyen, 2002). Grass like *Loudetia simplex* was an exception simply because they favour wet conditions and have low palatability and grazing value (Oudtshoorn, 1999). This explains why it had a high occurrence near the water points. *Eragrostis* species like *Eragrostis curvula*, *Eragrostis plana*, *Eragrostis chapelieri* and *Eragrostis rotifer* have usually poor grazing value

(Oudtshoorn, 2019) and also their dominance shows poor rangeland. Dahwa *et al.* (2013) noted that these kinds of grass species are associated with continuous grazing and consequently indicators of veld deterioration. The other Increaser II grass species which were found especially near the water sources were *Sporobolus pyramidalis* and *Cynodon dactylon*. Grass species like *Sporobolus spp* and *Cynodon dactylon* are tolerant to trampling and intensive grazing, therefore this explains why their occurrence was high near water points (Oudtshoorn, 1999). Moreover, these kinds of grass species are important indicators of compaction and incorrect rangeland management. The *Eragrostis* grass species also indicate veld deterioration, too much of this species compared to other grass species is undesirable because they are not palatable to animals. The replacement of palatable grass species (Decreaser) by unpalatable species can also be a good indicator of deteriorating rangeland (Ahmad *et al.* 2012).

Increaser III grass species

These kinds of grass species had less occurrence almost in the whole study area. One such species which was recorded in the study was *Aristida junciformis*. This can indicate rangeland that is slowly getting deteriorated but is almost in good condition.

Grass height

The grass height was low near water points indicating increased utilisation of the rangeland near the water resources. However, the observations during the study showed that there are other grass species whose height remained high. This might be because they have poor grazing values and palatability. In general, the present study showed that vegetation composition seemed to be changing as one moves further from the water point. The canopy cover,

litter cover, and hamper changed with the distance from water sources. Near the water points, these variables were low and increased with buffer distances, the major reason can be too much utilisation of the area by cattle especially.

CONCLUSION AND RECOMMENDATIONS

The results of the study showed that the quality of water resources were not limiting to cattle grazing. The water quality was suitable for cattle throughout the year. This was supported by a closer comparison with FAO water quality guidelines following its method of land suitability classification. The study results indicate that water resource distribution affects rangeland utilisation. The vegetation structure and composition differed from each buffer distance.

In conclusion, judging the suitability of water resources using the limitation approach of FAO suitability classification whereby the most limiting factor determines the overall suitability of Makoholi rangeland fall under the suitability class S2 which is the moderately suitable category.

As indicated earlier that a certain portion of the area falls under the suitability class three (S3) there is still a need to improve the water resources to at least the second class S2. The researchers recommend the construction of water troughs in the paddocks so that water can be pumped into them thus reducing buffer distances to within 2km to allow for more even utilization of rangeland resources.

CONFLICT OF INTEREST

The researchers declare no conflict of interest in this publication

ACKNOWLEDGEMENTS

Makoholi Research Institute for availing land and staff who assisted in data collection, Lupane State University Department of Animal Science and Rangeland Management for providing a learning environment for the first author, and Mrs S. Chiuta for assisting in data collection.

REFERENCES

- Ahmad, S., Islam, M and Sarwat, N. (2012). Rangeland degradation and management approaches in Balochistan, Pakistan Retrieved 20 March 2018 from [http://pakbs.org/pjbot/PDFs/44\(S12\)/18.pdf](http://pakbs.org/pjbot/PDFs/44(S12)/18.pdf)
- Ajorloo, M. (2015). The effect of distance from centres of crises on the features of plant cover and soil, Quarterly of Research and Construction.
- Amiri F. (2008). A model for classification range suitability for sheep grazing in semiarid regions of Iran Retrieved 28 August 2016 from <http://www.irrd.org/rr21/3amir21068.html> on 28 August 2016
- Amiri, F and Shariff, A.R.B.M. (2011). An Approach for Analysis of Integrated Components on Available Forage in Semi-Arid Rangelands of Iran. World Applied Sciences Journal 12, 951-961
- Amiri, F. (2009). A model for classification of range suitability for sheep grazing in semiarid regions of Iran. Journal of Livestock Research for Rural Development 21, 68-84. Retrieved on 04 January 2018 from <http://www.lrrd.org/lrrd21/5/amir21068.html>

- Amiri, F. 2010. Estimate of Erosion and Sedimentation in Semi-arid Basin using Empirical Models of Erosion Potential within a Geographic Information System. *Air, Soil and Water Research* 3, 37-44.
- Arash, K and Yasari, E. (2013). Determination of water resource suitability for sheep grazing in rangelands of Lassem of Haraz. Retrieved 04 January 2018 from <http://www.tjeas.com>
- Ariapour .A, Karami K and Sadr. A. (2016). Assessment of water potential for the common use of cows and goats by GIS (Case study; Boroujed rangelands, Sarabserid, Iran). Retrieved 10 October 2016 from <http://www.world-food.html>
- Arzani, H., Alizadeh, E., Azarnivan, H., Mohajeri, A., Kaboli, S. (2011). Range Suitability Classification for Goats using GIS: (Case study: Ghareaghach Watershed-Semirom. Retrieved 04January 2018 from <http://www.sid.ir/En/Journal/ViewPaper.aspx?ID=226013>
- Arzani, H., Jang, M., Shams, H., Mohtashamnia, S., Fashami, M., Ahmadi, H., Jafari, M., Darvishsefat, A., Shahriary, E. (2016). A model for classification of range suitability for sheep grazing in Central Alborz, Ardestan and Zagros regions. *Journal of Science and Technology of Agriculture and Natural Resources* 10, 273-290
- Bailey, D. M. (2015). Management Strategies for Optimal Grazing Distribution and Use of Arid Rangelands. *Journal of Animal Science*. Retrieved 21 December 2017 from <https://www.ncbi.nlm.nih.gov/pubmed/15471794>
- Boyles, S. (undated). Livestock and water. Ohio State University.
- Braul, L and Kirychuk, B. (2018). Importance of water quality to cattle. Retrieved from [http://www1.foragebeef.ca/\\$foragebeef/freebeef.nsf/e5ae854df3230ce787256a3300724e1d/0b716d9f08b58ccd87256d9d0072e579/\\$FILE/waterqualityperformancepasture.pdf](http://www1.foragebeef.ca/$foragebeef/freebeef.nsf/e5ae854df3230ce787256a3300724e1d/0b716d9f08b58ccd87256d9d0072e579/$FILE/waterqualityperformancepasture.pdf)
- Brew, N.M., Carter, J and Maddox, M.K, 2015. The impact of water quality on beef cattle and performance. Retrieved 21 December 2017 from <http://edis.ifas.ufl.edu/an187>
- Dahwa, E., Mudzengi, C.P., Hungwe, T., Shoko, M.D., Poshiwa, X., Murungweni, C., Kativu, S. (2013). Influence of grazing intensity on soil properties and shaping herbaceous plant communities in semi-arid dambo-wetlands of Zimbabwe. Retrieved 04 January 2018 from https://file.scirp.org/pdf/JEP_2013102913581113.pdf
- Dahwa, E., Mudzengi, C.P., Hungwe, T., Shoko, M.D., Poshiwa, X., Murungweni, C., Kativu, S. (2014). Effects of *Dichrostachys cinerea* (L.) Wight and Arn (Fabaceae) on herbaceous species in semi-arid rangeland in Zimbabwe. *Natural conservation*. Retrieved 21 November 2017 from <https://natureconservation.pensoft.net/article/1352/>
- Department of Research and Specialist service. 2016. Annual Report
- Eccard, J.A., Walter, R.B., and Milton, S.J. 2000. How livestock grazing affects

vegetation structures and small mammal distribution in the semi-arid Karoo. *J. Arid Environ.*, 46: 103-106.

FAO, (2017)(a). Vegetation assessment. Manual for the local-level assessment of land degradation, Sustainable land management and Livelihood.

FAO (2017)b. Water quality for Livestock and Poultry. Retrieved 18 October 2017 from <http://www.fao.org/234e07.html>

Friedel, M.H. (2011). Range condition assessments and concept of thresholds: a viewpoint. *Journal of Rangeland. Journal of Range Management*. Retrieved on 26 March 2018 from <https://journals.uair.arizona.edu/index.php/jrm/article/view/863>

German, D., Thiex, N. and Wright, C. (2008). Interpretation of water analysis for livestock suitability. South Dakota University. Retrieved 21 December 2017 from <https://erams.com/static/wqtool/PDFs/Interpretation.pdf>

Gerrison, J.R., Peterson, P.R. and Marrow, R.E. (2017). Distance cattle travel water affects pasture utilisation rate. Retrieved 21 November 2017 from <http://fsr.cafnr.org/distance-cattle-travel-to-water-affects-pasture-utilization-rate/>

Javadi, S., Arzani, H., Farahpour, M and Zahedi, A. (2017). Evaluating Rangeland Suitability for Camel Grazing Using GIS (Case study: Tabashalvan range). *Rangeland* 2, 46-62.

Malla, K. (2019). Changing Urban Land use and its Impact on the Environment. (NIMS).

Matsa, M and Tapfuma, T. (2015). The Domestic Water Supply Puzzle in Zimbabwean Cities: Challenges and Opportunities for Mtapa Residential Suburb, Gweru, Zimbabwe. Retrieved from http://www.ijhssnet.com/journals/Vol_5_No_1_January_2015/13.pdf

Mesdaghi, M. (2018). Range management in Iran. 2004. Published by Jahad Daneshgahi. 4th Edition, (in the Persian language). ISBN: 9646582-05-2. p.334.

Milchunas, D.G., Lauenroth, W.K., Chapman, P.L. and Kazempour, M.K. (2018). Effects of grazing, topography, and precipitation on the structure of a semi-arid grassland. *Vegetation* 80: 11- 23.

Pandey B. and Devkota A. (2016). Physico-chemical parameters in Tinau river water in Rupandehi district, Nepal. *Journal of Environmental Research*. Retrieved on 30 April 2018 from [http:// science being journalism /sites /default/ files /Oct.%20Jour.%20Env.%20Res.%20Vol.%204\(2\)%2010-109.pdf](http://sciencebeingjournalism/sites/default/files/Oct.%20Jour.%20Env.%20Res.%20Vol.%204(2)%2010-109.pdf)

Patterson, H.H., Johnson, P.S and Epperson, W.B. (2015). Effects of total dissolved solids and sulphates in drinking water for growing steers. *Proceedings. Western Section. American Society of Animal Science*. Retrieved 21 December 2017 from https://www.sdstate.edu/sites/default/files/ars/species/beef/beef-reports/upload/BEEF_2004-05_Patterson.pdf

Robert, K.L. and Richard, V.M. (2012). Livestock grazing distribution: Considerations and Management. *Agrilife Extension. Texas and M systems*. Retrieved 21 December from

<https://counties.agrilife.org/upshur/files/2011/03/Livestock-Grazing-Distribution.pdf>

Rooyen, N. (2002). The vegetation type and condition of Marameri. Retrieved on 19 April 2018 from http://www.maremani.com/wpcontent/uploads/2013/02/The_vegetation_types_and_veld_condition_of_Maremani.pdf

Sharma, C.M., S. Sharma., B.R. Jha., R. Borgstrom and Bryncenson, L (2013). Assessing biotic integrity of streams: effects of dam Building on benthic macroinvertebrates in the Tinau River, Nepal. Paper presented in a Conference on Recent Trends in Aquatic Biology, Hyderabad, India (January 29 31, 2013). Retrieved on 30 April 2018 from <https://www.researchgate.net/publication/271703845>

Szczerbinksi, N and Gaczynski, W. 2015. Biological methods used to assess surface water quality. Retrieved 01 September 2016 from <http://www.infish.com.pl/wydawnictwo/Ar>

[chives/Fasc/work_pdf/Vol23Fasc4/Vol23Fasc4_w01.pdf](#)

Valentine, K.A. (2017). Distance from water is a factor in the grazing capacity of rangeland. Retrieved 21 December from <https://jornada.nmsu.edu/files/bibliography/030.pdf>

Willms, W.D., Kenzie, O.R and McAllister, T.A. (2017). Effects of water quality on cattle performance. *Journal of Range Management* 55:452.460

Wright, C.L. (2018). Management of water quality for beef cattle. *Veterinary Clinic, North America. Food-Animal Practise*. Retrieved on 21 December from <https://www.ncbi.nlm.nih.gov/pubmed/17382843>

Zegra, B. (2015). Rangeland degradation and restoration: A global perspective. *Points Journals*. Retrieved on 21 March 2018 from <http://www.pjournals.org/PJABR>

FIRST REPORT OF ANOPHELES GAMBIAE (s.l.) RESISTANCE TO BENDIOCARB IN ABIA STATE, NIGERIA.

¹Ekedo*, C.M., ¹Ukpai, O.M., ¹Ehisianya, C.N., ¹Okore, O.O., ²Nwangwu, U., ³Oyeniyi, A.T.,
¹Ngozi, M.N., Onyeabor, N.J.

¹Department of Zoology and Environmental Biology, Michael Okpara University of Agriculture, Umudike

²Arbovirus and Vector Research Institute, Enugu State.

³Nigerian Institute for Medical Research, Lagos State

*Corresponding Author: ekedo.chukwuebuka@mouau.edu.ng

ABSTRACT

This study was conducted to evaluate the insecticide resistance status and the frequency of L1014F *knr* mutation in malaria vectors within Abia state, Nigeria. Immature stages of *Anopheles gambiae* (s.l.) were collected from Umudike, Agalaba, and Ebem communities and reared to adulthood. Twenty-five sugar fed female mosquitoes aged 3-5 days were tested on four types of WHO bioassay papers impregnated with 4% DDT, 0.75% Permethrin, 0.1% bendiocarb, and 5% Malathion, in four replicates and two controls. Records of knockdown was taken at intervals for an hour, and then maintained for 24 hours post exposure on 7% sugar solution, after which a final mortality was recorded. The mosquitoes were also subjected to molecular speciation and genotyped for *knr* mutation (L1014F). *Anopheles gambiae* (s.l.) was homogeneously resistant to permethrin (Umudike-18.76%, Agalaba-17.51%, Ebem Ohafia-49.01%) and DDT (0%) in the three locations. Conversely all the locations recorded complete susceptibility to malathion (100%), as well as susceptibility to bendiocarb in Umudike (100%) and Ebem Ohafia (100%), and resistance to bendiocarb in Agalaba (87.5%). The *Anopheles gambiae* (s.l.) analysed by PCR were predominantly *Anopheles gambiae* s.s. in Umudike (90%), Agalaba (67.5%), Ebem-Ohafia (67.5%), whereas the rest were *Anopheles coluzzi*. Very high frequencies of the L1014F *knr* mutation was observed in all locations (Umudike [1.00], Agalaba [0.98], and Ebem-ohafia [0.95]). The worrisome resistance to Bendiocarb in Agalaba suggests existence of metabolic resistance that needs to be clarified, and the high occurrence of L1014F resistance mutation calls for urgent implementation of integrated vector control strategies in Abia State.

Keywords: L1014F mutation, malaria vectors, *Anopheles gambiae* (s.l.), insecticide resistance, Abia State

Background

Nigeria currently leads in malaria morbidity and mortality which has become a major health challenge in Africa (Omotayo *et al.*, 2021). Malaria accounts for the death of

about 400,000 persons yearly, with a vast majority within the Sub-Saharan Africa. The vectors of malaria in Nigeria are *Anopheles gambiae* s.s., *Anopheles coluzzi*, *Anopheles arabiensis* and *Anopheles funestus*, with

Anopheles gambiae s.s. and *Anopheles coluzzi* as the predominant vectors (Akpan *et al.*, 2018; Awolola *et al.*, 2018; Ibrahim *et al.*, 2019; Chukwuekezie *et al.*, 2020; Ibrahim *et al.*, 2020).

Malaria vector control methods largely based on the use of insecticides deployed through LLITNs, IRS and management of larval sources have contributed immeasurably in ameliorating the morbidity and mortality associated with malaria in the recent past (WHO 2017). The pyrethroid class is used on LLITNs, whereas pyrethroids, carbamates, organophosphates and organochlorines are used for IRS (WHO, 2022). Unfortunately the huge success recorded through these vector control methods are continuously threatened by wide spread malaria vector resistance to the chemical insecticides used. This has led to the loss of grounds earlier gained before the year 2015 (Chukwuekezie *et al.*, 2020). Out of 80 countries endemic to malaria, varying degrees of resistance has been recorded in at least one species against at least one insecticide in 68 countries (WHO, 2018). Within Nigeria, resistance to all the classes of insecticides approved by the WHOPES has been recorded in majority of the malaria vectors (Awolola *et al.*, 2002; Awolola *et al.*, 2007; Awolola *et al.*, 2009; Okorie *et al.*, 2015; Nwankwo *et al.*, 2017; Chukwuekezie *et al.*, 2020; Muhammad *et al.*, 2021).

Resistance of malaria mosquitoes to insecticides could be a result of mutation in the target site of insecticide action, giving rise to decreased target site sensitivity (target site resistance mechanism) or over expression of genes responsible for the regulation of detoxification enzymes (metabolic resistance mechanism), leading

to detoxification of the insecticides by enzymes before it reaches its site of action (Hemingway and Ranson, 2000). Hemingway and Ranson (2000) established three major groups of enzymes responsible for this detoxification of insecticide in mosquitoes, and these are glutathione S-transferases, cytochrome P450s and esterases. Since then, many other studies have proved these mechanisms, as well as others such as reduced penetration and behavioural resistance to be major contributing factors to insecticide resistance in malaria vectors. Ranson *et al.* (2000) explained that the L1014F (West African *kdr*) mutation occurs when there is a replacement of the leucine residue located at codon 104 with phenylalanine, but when it is replaced with serine it gives rise to the L1014S (East African *kdr*).

The L1014F alongside other resistance mechanism has been incriminated in Nigeria (Awolola *et al.*, 2009; Oduola *et al.*, 2012; Awolola *et al.*, 2018; Chukwuekezie *et al.*, 2020; Fagbohun *et al.*, 2020). However unlike the Northern and South Western parts of Nigeria, report on mechanism of insecticide resistance in the south eastern Nigeria is not comprehensive in the respective states. In fact only the work of Chukwuekezie *et al.* (2020), which considered one community from each State of South Eastern Nigeria, but recommended that more detailed study be done in each state to paint a better picture of resistance mechanisms in the area exists. This study, therefore sought to investigate the West African Knock down resistance (*kdr*) and its relationship with insecticide resistance in the three geopolitical zones of Abia State, South Eastern, Nigeria.

Methods

Study Area

Abia State is located within the South Eastern part of Nigeria with 17 Local Government Areas (L.G.A.), and sits on 5,234.7km² (Ogbuewu *et al.*, 2016). It has Cross River State on its eastern border, Anambra, Enugu and Ebonyi on the North, Rivers and Akwaibom at the South, and Imo by the West (Ogbuewu *et al.*, 2016). Abia lies between 5°25' - 5°42'N latitude and 7°30' - 7°50'E longitude (Ogbuewu *et al.*, 2016). It is positioned 223m above sea level

and the climate is classified as tropical, with an average temperature of 26.7°C; humidity 75.5%; annual rainfall range of 2500mm/year, that spans from April to October (Ogbuewu *et al.*, 2016). Within the state, the study was carried out across the three geopolitical zones of Abia State: Ebem, Ohafia L.G.A. (5.61861° N, 7.81305° E); Umudike, Ikwuano, L.G.A (5.48079° N, 7.54208° E); and Agalaba, Osisioma L.G.A. (5.14796° N, 7.32988° E) (Fig. 1).

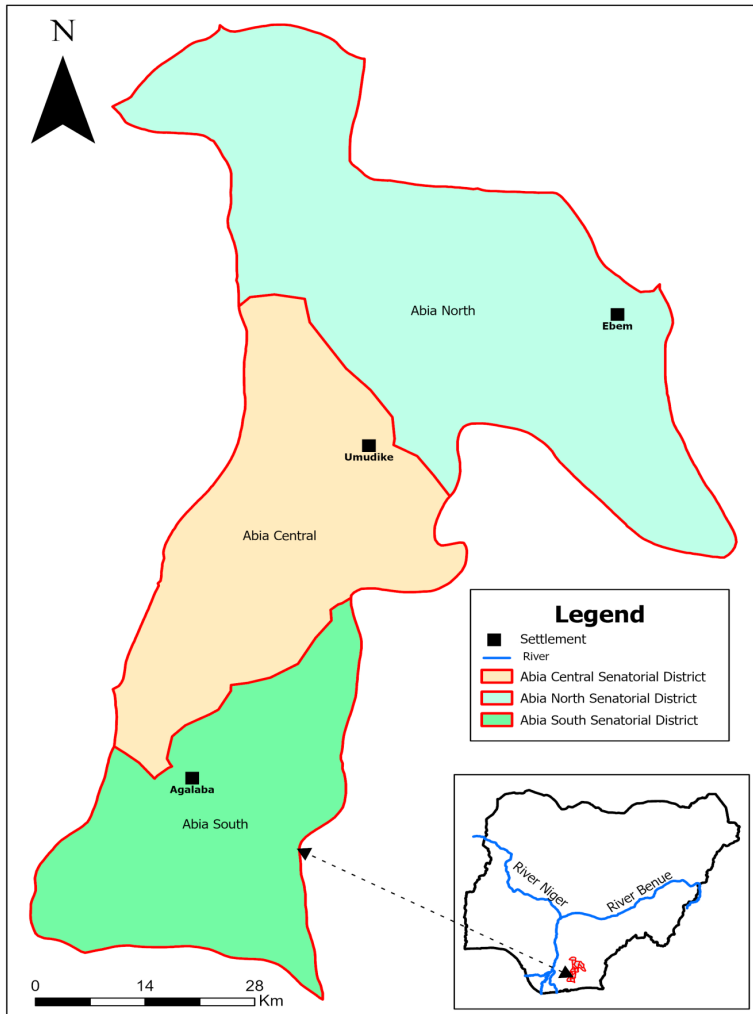


Fig 1 Location Map of Abia State showing the study locations.

Larval Survey

Larval collections were made from different points within the study area across the dry and wet season (August, 2021 to July, 2022). Larvae and pupae was collected vigorously from various natural breeding sites including ground pools, tire tracks, rice paddies, puddles, containers, foot and hoof prints as well as other points. Water was scooped using plastic scoop, while pipette was used in some cases, and poured into small transparent plastic bowls. A strainer was used to sieve and pool together the third and fourth instars larvae in order to have sufficient adult emergence of the same physiological age. The bowls were scrutinized for presence of unwanted organisms or predators and a pipette was used to remove any that was found. The mosquito larvae collected were transported in well labeled plastic bottles to the insectaria in the Entomology unit of Michael Okpara University of Agriculture, Umudike, where they were maintained and reared at $26\pm 3^{\circ}\text{C}$ and $74\pm 4\%$ relative humidity to adult stage. Larvae were fed on ground biscuits in 400 ml bowls, while adults were provided with 10% sugar solution in cotton wool. The resulting adults were identified according to the morphological keys of Gillies & DeMeillon (1968), Gillet (1972) and Gillies & Coetzee (1987). All bioassays were performed on adult females aged 3–5 days (WHO, 2022).

WHO susceptibility test

Tests were carried out using 3-5 day old, sugar-fed female mosquitoes to determine their insecticide resistance status. The mosquitoes from all the locations were tested against 4% DDT (Organochlorines); 0.75% Permethrin (Pyrethroids); 0.1% bendiocarb (Carbamates); and 5% Malathion

(Organophosphates) impregnated paper strips according to the WHO (2022) test procedures. A maximum of 100 female mosquitoes in four replicates were exposed to each insecticide for 60 minutes, with 50 mosquitoes in two replicates for the control. Records of mortalities were taken at intervals of 0, 15, 20, 30, 40, 50 and 60 minutes. The mosquitoes were then carefully transferred back to the holding (recovery) tubes and kept for 24 hours during which they were fed with 7% sucrose solution. Records of final mortality were taken after 24 hours and the susceptibility status of the population was graded according to WHO recommended protocol (WHO, 2022). Dead and survived mosquitoes from this bioassay were separately preserved in clearly labeled 1.5 ml Eppendorf tubes containing silica gel for target site resistance (*kdr-w*) assay. All susceptibility tests were carried out at $26\pm 3^{\circ}\text{C}$ temperature and $74\pm 4\%$ relative humidity.

Morphological identification of vectors

With the aid of the keys of Gillies & DeMeillon (1968), Gillet (1972) and Gillies & Coetzee (1987), all the mosquitoes used for the test were morphologically identified at the Entomology Laboratory of Michael Okpara University of Agriculture, Umudike.

Molecular Identification of *Anopheles* species

DNA extraction

About 120 *An. gambiae* (*s.l.*) were selected randomly by location (40 from each location) from the pyrethroid resistant and susceptible mosquitoes and subjected to DNA extraction. Genomic DNA from whole female mosquitoes was extracted according to the standard protocol developed by the

Nigerian Institute for Medical Research (NIMR) Biotech at their molecular entomology laboratory, Yaba, Lagos State, Nigeria. Each number coded mosquito specimen was put into a labeled micro centrifuge tube, after which 300µl of lysis buffer was added to each tube. The specimen was now homogenized in the lysis buffer, and subsequently vortexed and incubated at 56°C for 10 minutes. The specimen was then centrifuged at 10,000 rpm for 1 minute. After spinning, 200 µl of Absolute ethanol was added to the tube, and then the mixture was transferred to the spin column, and centrifuged at 10,000rpm for 30 seconds. The flow-through was then discarded, while the collection tube was blotted on a tissue paper. 500 µl of Wash Buffer 1 was added to the spin column, and centrifuged at 10,000rpm for 30 seconds. The flow-through was afterwards discarded, while the collection tube was blotted on a tissue paper. 500 µl of wash buffer 2 was added to the spin column, and centrifuged at 10,000rpm for 1 minute. The flow-through was also discarded, while the collection tube was blotted on a tissue paper. The spin column was centrifuged again at 12,000 to 14,000rpm for 3 minutes to remove all traces of ethanol. The spin column was afterward placed in another micro centrifuge tube, with 50 µl elution buffer or nuclease-free water added to the center of the column. This was incubated at room temperature for 1 to 2 minutes, and centrifuged at 10,000rpm for 1 minute to elute the DNA. The DNA was then stored at -20°C.

PCR for molecular species identification

At the Nigerian Institute for Medical Research (NIMR), combined *An. gambiae* complex and ribosomal DNA type assay for M/S discrimination of Wilkins *et al.* (2006) was used to simultaneously identify

members of the *Anopheles gambiae* complex. The Wilkins *et al.* (2006) method of *Anopheles gambiae* complex discrimination is based on species specific single nucleotide polymorphisms (SNPs) in the intergenic spacer region (IGS). Primers were added to this method to simultaneously elucidate the Ribosomal DNA type. These additional primers also incorporated the intentional mismatches into the primers (Intentional Mismatch Primers [IMPs]) to increase the specificity (Wilkins *et al.*, 2006). To constitute the PCR master mix for the 120 samples, 825 µl of distilled water (ddH₂O) was added into a 2 ml eppendorf tube, followed by 375 µl of Pre-mix, and then 75 µl of universal primer (IMP-UN), 75 µl of *arabensis* primer (AR-3T), 75 µl of *gambiae* primer (GA-3T), 75 µl of *merus* primer (ME-3T), 75 µl of *quadranulatus* primer (QD-3T), 75 µl of primer for *gambiae* S form (IMP-S1), 75 µl of primer for *gambiae* M form (IMP-M1), and finally 150 µl of DNA template. Thereafter 12.5 µl of PCR master mix was added into each 200 µl tube, while 2 µl of DNA was added into each tube. Each tube was subsequently loaded in the PCR machine (BIO- RAD T100 Thermal Cycler, California, USA), and programmed at 95°C/ 5 minutes × 1 cycle; (95°C/ 30 seconds, 59.2°C/ 30 seconds, 72°C/ 30 seconds) × 30 cycles; 72°C/ 5 minutes × 1 cycle, and then 4°C hold.

Subsequently, 2.0% agarose gel with Tris-borate ethylene-di-amino tetra acetic acid (TBE) buffer was prepared; such that 2g of agarose gel was in 100ml of TBE buffer. Both were mixed and microwaved until solution became clear. It was then allowed to cool, and skin removed on top before 10 µl of ethidium bromide was added, after which the gel was poured into the trough. 10 µl of PCR products were then loaded into

each well, and then run at 100 volts and about 120-150 mA for 75 minutes. Picture of the gel was thereafter taken under UV light using a Syngene bio-imaging system (Syngene, Cambridge, UK). The gel plate

picture was thereafter interpreted with the knowledge that primers create fragments of 636 *An. quadriannulatus*, 528 *An. merus*, 463 *An. gambiaes.s*, 387 *An. arabiensis*, 333 *An. coluzzi* M and 221 *An. gambiae* S.

Primer sequences used were as follows

IMP-UN 5' GCTGCGAGTTGTAGAGATGCG 3'
AR-3T 5' GTGTTAAGTGCCTTCTCCGTC 3'
GA-3T 5' GCTTACTGGTTTGGTCGGCATGT 3'
ME-3T 5' CAACCCACTCCCTTGACGATG 3'
QD-3T 5' GCATGTCCACCAACGTAAATCC 3'
IMP-S1 5' CCAGACCAAGATGGTTCGCTG 3'
IMP-M1 5' TAGCCAGCTCTGTCCACTAGTTTT 3'

PCR for resistance mechanisms detection

PCR analyses were performed at the Nigerian Institute for Medical Research (NIMR), Yaba, Lagos. Knockdown resistance (*kdr*) genotyping to identify the presence of the L1014F mutation using a variation on the method of Huynh *et al.* (2007), which uses the intentional mismatch primer method described by Wilkins *et al.* (2006). 10.5 µl master mix prepared from this method was added into each 200 µl tube. This was followed by the addition of 2 µl of DNA into each tube, after which the tubes were loaded on the PCR machine (BIO- RAD T100 Thermal Cycler, California, USA), and programmed at the following cycling conditions: 95°C/5min x 1 cycle (95°C/30sec, 59°C/30sec, 72°C/30sec) x 35 cycles 72°C/5min x 1 cycle 4°C hold.

Following the method earlier described, electrophoresis gel well was prepared and 10 µl of PCR products were then loaded into each well, and then run at 100 volts and about 120-150 mA for 75 minutes. Picture of the gel was thereafter taken under UV light using a Syngene bio-imaging system (Syngene, Cambridge, UK). All successful

reactions were expected to contain a band of 314 bp. In addition, a band of 214 bp indicates the Homozygote susceptible (wild type) allele (rr), one of 156 bp the homozygote resistant allele (RR), and one of 214 bp, 314 bp the heterozygote resistant allele (Rr).

The primer sequences used are as follows:

IPCf: 5' GATAATGTGGATAGATTCCCCGACCA TG3'
AltRev: 5'TGCCGTGGTGCAGACAAGGATG 3'
WT: 5' GGTCCATGTTAATTTGCATTACTTACG AaTA 3'
West: 5' CTTGGCCACTGTAGTGATAGGAAATg TT3'

Data interpretation and analysis

The 24 hours percentage mortality of each insecticide was calculated as the proportion of mosquitoes that died after 24 hours and the total number of mosquitoes exposed. Mortality rate in the control tubes were not above 5%, and hence were not corrected using Abott formula (Abott, 1987). The resistance status of the various mosquito populations for each insecticide was

determined according to WHO criteria (WHO, 2022). Mortality rates of less than 90% indicated confirmed resistance while those between 90-98% mortality indicated possible resistance and those greater than or equal to 98% were reported to be susceptible. Analysis of Variance (ANOVA) was also used to compare the mortalities between the insecticides, and Least Significant Difference (LSD) was used to separate the means. The genotypic differentiation test was performed to evaluate the variability of allelic frequencies of the *kdr* (L1014F) mutation across *Anopheles gambiae* populations from the different locations (Goudet *et al.*, 1996, Chukwuekezie *et al.*, 2020).

Results

Susceptibility of *Anopheles gambiae* (s.l.) from Abia State to Bendiocarb (Carbamate), Permethrin (pyrethroid), Malathion (Organophosphate) and DDT (Organochlorine) insecticides.

The observed mortality of *Anopheles gambiae* (s.l.) for bendiocarb (Carbamate) in the three locations from Abia state was as follows: Agalaba (Osisioma L.G.A.): 87.55%; Umudike (Ikhuano L.G.A.): 100%; Ebem (Ohafia L.G.A.): 100%. (Fig. 2, 3). For permethrin the observed mortality was 17.51% in Agalaba, 18.76% in Umudike and 49.01% in Ebem. A mortality of 100% was observed in all the locations for malathion, whereas 0% was observed in all the locations for DDT (Figs. 2, 3).

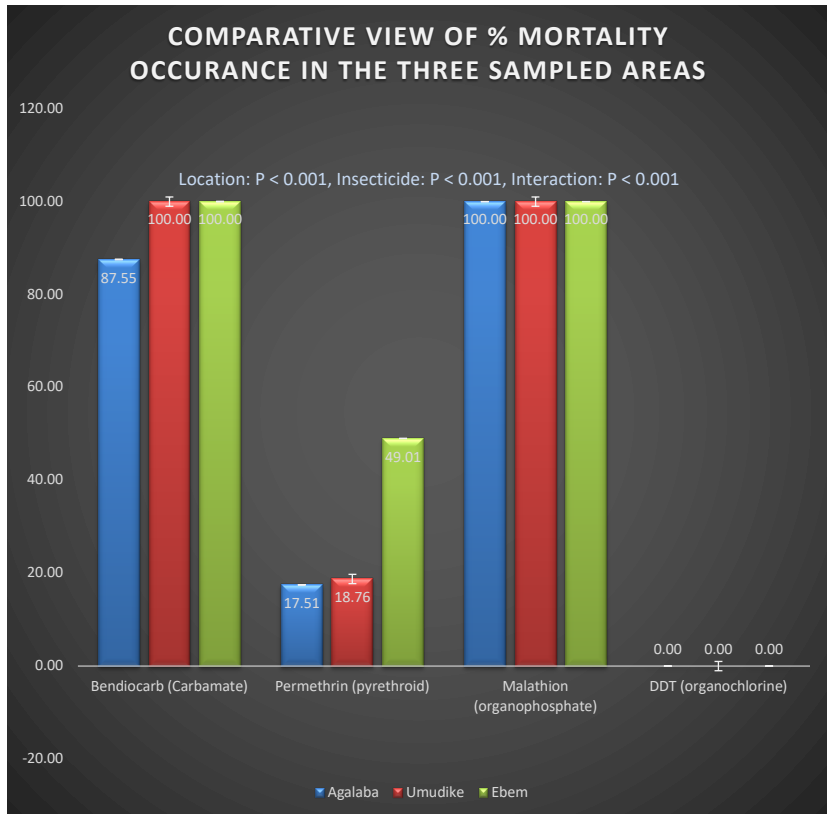


Fig 2. Observed percentage mortalities of *An. gambiae* (s.l.) with bendiocarb, permethrin, malathion across the three geopolitical zones of Abia State.

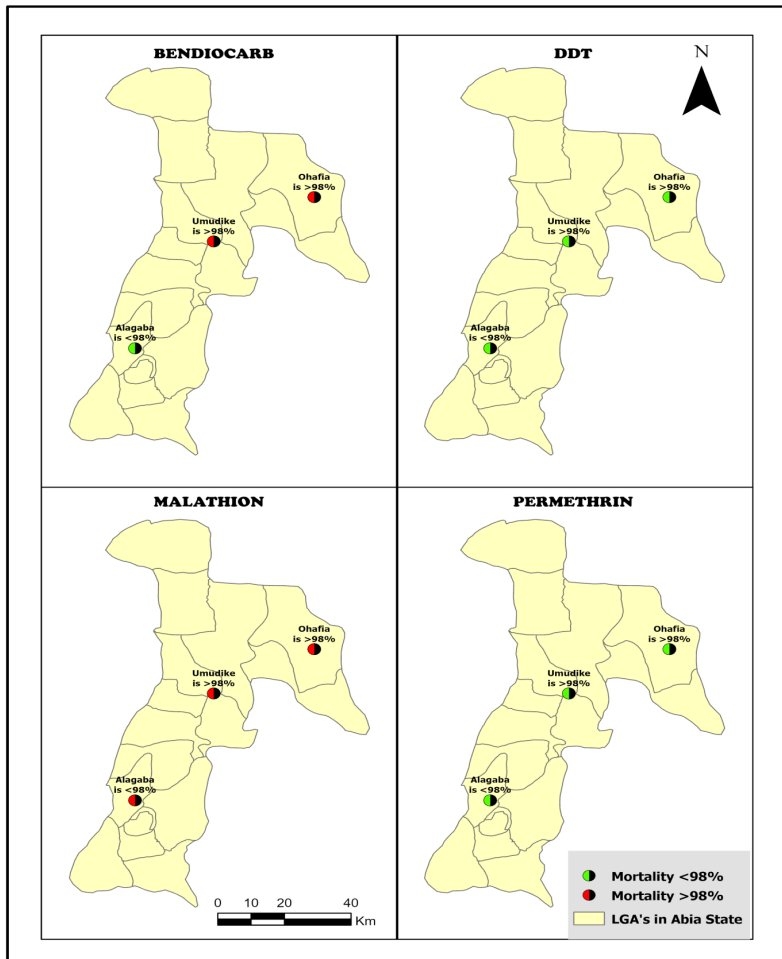


Fig 3. Distribution of insecticide resistance in Abia State, Nigeria.

Distribution of sibling species of *Anopheles gambiae* (s.l.) across Abia State

All the *Anopheles* larval samples exposed to insecticides across the three senatorial zones of Abia State were morphologically identified to be *Anopheles gambiae* (s.l.). Further molecular speciation by PCR to identify the members of the *Anopheles gambiae* complex showed that 90% of the

tested mosquitoes from Umudike (Abia Central geopolitical zone) were *Anopheles gambiae* s.s., while 10% were *Anopheles coluzzi*. A similar trend was seen at Agalaba (Abia south geopolitical zone) and Ebem-Ohafia (Abia north geopolitical zone) with 67.50% *Anopheles gambiae* s.s. and 32.50% *Anopheles coluzzi* respectively in both zones (Table 1).

Table 1 Distribution of *An. gambiae* (s.s.) and *An. coluzzi* across the three geopolitical zones of Abia State.

Species	Umudike (Ikwuano L.G.A)	Agalaba (Osisioma LGA)	Ebem-Ohafia (Ohafia L.G.A)
<i>An. gambiae</i> s.s. (%)	90.00	67.50	67.50
<i>An. Colluzi</i> (%)	10.00	32.50	32.50
Total	40	40	40

Distribution of L1014F mutation in *kdr* genes across Abia State.

Target site resistance was assayed in the *Anopheles gambiae* (s.l.) mosquitoes collected from the three geopolitical zones of Abia State, and the West African knock down resistance (L1014F) mutation was detected in very high frequencies (Table 2). The genotypic differentiation test showed that there was no significant difference in the L1014F (*kdr*) resistance mutation of resistant and susceptible mosquitoes across

the different locations sampled (Odds ratio [OR]: 1.375) ($P > 0.05$) (Table 2).

The resistance was high in *An. gambiae* s.s. which recorded a frequency of 1, and *An. Colluzzi* which had a frequency of 0.9 across all the locations from which they were collected (Table 3). Genotypic differentiation test showed that the frequency of the L1014F (*kdr*) resistance mutation did not differ significantly between resistant and susceptible mosquitoes across the sibling species (Odds ratio [OR]: 0.85), ($P > 0.05$) (Table 3).

Table 2 Frequency of knock-down resistance mutation (*kdr*) across the L.G.A's

Location	N	RR	Rr	Rr	F(kdr)	Odd ratio	95 % CI	Z Test	P > 0.05
Umudike (Ikwuano)	40	40	0	0	1	-	-	-	-
Agalaba (Osisima)	40	39	0	1	0.98	-	-	-	-
Ebem-Ohafla	40	38	0	2	0.95	1.375	0.08 - 23.67	0.219	0.8264 ^{NS}
Total	120	117	0	3	0.98				

Abbreviations: n, number tested; rr, homozygous susceptible; Rr, hybrid resistant and susceptible; RR, homozygous resistant; F, frequency

Table 3 Frequency of knock-down resistance mutation (*kdr*) across mosquito species

Species	n	RR	Rr	rr	F(kdr)	Odd ratio	95 % CI	Z Test	P > 0.05
<i>Anopheles gambiae</i> (s.s.)	90	90	0	0	1	0.85	0.07 - 10.61	0.126	0.8996 ^{NS}
<i>Anopheles coluzzi</i>	30	27	0	3	0.9	-	-	-	-
Total	120	117	0	3	0.98				

Abbreviations: n, number tested; rr, homozygous susceptible; Rr, hybrid resistant and susceptible; RR, homozygous resistant; F, frequency

Discussion

This is the first comprehensive study on the susceptibility status and L1014F mutation distribution across the three geopolitical zones of Abia State, Nigeria, and hence presents a clearer view of L1014F (*kdr*) resistance mutation occurrence in two geopolitical zones of Abia state not covered by the study of Chukwuekezie *et al.* (2020). The isolated resistance to bendiocarb (Figs. 2, 3) observed in Agalaba within Abia, the

industrial nerve of Abia State was quite surprising, as it is the first report of bendiocarb resistance in Abia State, Nigeria. This bendiocarb resistance agrees with the study of Yusuf *et al.* (2020), which reported *Anopheles gambiae* (s.l.) bendiocarb resistance (44-45% mortality) in North East and North-Western Nigeria. The differential variation in the bendiocarb susceptibility status of the *Anopheles gambiae* (s.l.) across the three localities sampled in Abia State is

in tandem with the study of Waheed in four communities (Vimtim, Imburu, Muchala and Bachure) of Adamawa State, North-Eastern Nigeria, with suspected bendiocarb resistance in Vimtim and Imburu communities, and full resistance in Muchala and Bachure communities. This bendiocarb resistance is also in consonance with the study of Haruna *et al.*, (2020) in three L.G.A. areas of Kogi state, where they observed *Anopheles gambiae* (s.l.) resistance to bendiocarb and other insecticides including permethrin.

The resistance to bendiocarb in Aagalaba suggests the existence of more resistance mechanisms other than the *kdr*, possibly the presence of metabolic detoxification genes as reported in Cameroun where majority of the sampled mosquitoes were resistant to bendiocarb and malathion (Ngangue-Siewe *et al.*, 2022). This resistance to bendiocarb has the potential to jeopardize any IRS using bendiocarb within Aagalaba with known resistance to pyrethroids and DDT. Unlike *Anopheles* larvae, the *Anopheles gambiae* (s.l.) larval populations from Aagalaba were found breeding in sympatry with *Culex quinquefasciatus* in much polluted ground pools, and could have possibly developed resistance to bendiocarb because of selection pressure. This assertion is due to a report of resistance to bendiocarb in *Culex quinquefasciatus* from Umudike by Ukpai and Ekedo (2019). Conversely the susceptibility to bendiocarb observed in Umudike agrees with an earlier study of Ekedo and Ukpai (2019), which reported a similar observation within the same location. This was the same with the bendiocarb resistance observed in Ebem within the Abia North geopolitical zone where Chukwuekezie *et al.* (2020) had earlier reported bendiocarb resistance in Isuochi

(Abia North). Unlike Umudike and Ebem, the bendiocarb resistance in Aagalaba could possibly be associated with the very high discharge of industrial effluents possibly inducing resistance to the insecticides within that area.

The overwhelming resistance to permethrin across all the locations in this study is consistent with reports on the widespread of pyrethroid resistance in major malaria vectors across the country (Chukwuekezie *et al.*, 2020; Oyeniya *et al.*, 2020; Awolola *et al.*, 2018; Olayemi *et al.*, 2011) (Figs. 2,3). This is also in agreement with reports on resistance to pyrethroid insecticides across Africa. Awolola *et al.* (2014) reported the presence of Deltamethrin, Permethrin, and Lambda-cyhalothrin resistance amongst populations of *Anopheles gambiae* s.l. at Ilara, Irolu, and Ijesa villages in Remo North L.G.A of Ogun State. The study of Oyewole *et al.* (2018) on the susceptibility pattern of *Anopheles* mosquitoes in Ila-Orangun, Southwest Nigeria showed that the sampled population was resistant to permethrin. Many other studies have also reported varying degrees of permethrin resistance within and without Nigeria (Awolola *et al.*, 2005; Djouaka *et al.*, 2007, 2008; Awolola *et al.*, 2007; Okorie *et al.*, 2015; Oduola *et al.*, 2019; Ononamadu *et al.*, 2020; Idowu *et al.*, 2020). This overwhelming resistance to pyrethroid insecticides is thought to have been triggered by the over dependence on pyrethroids for use in LLINs and IRS (WHO, 2012; WHOPES, 2011), and LLINs had been massively distributed about 12 years ago in Abia and other South Eastern states. Previous studies support the postulation that use of LLINs could by exertion of selection pressure induce pyrethroid resistance in malaria vectors (Kabula *et al.*, 2011).

Malathion, an organophosphate insecticide was effective against 100% of the exposed *Anopheles gambiae* (s.l.) mosquitoes in all the three locations sampled in Abia State, Nigeria, proving to be the most effective insecticide for its control in the state (Fig 2, 3). This is in agreement with the study of Umar *et al.* (2014), where the population of *Anopheles gambiae* (s.l.) from Misau a town in Bauchi State, North-east Nigeria resistant to permethrin, DDT and bendiocarb were fully susceptible to malathion with 100% mortality. This malathion susceptibility recorded is perfectly in tandem with the study of Muhammad *et al.* (2021) that showed that *Anopheles coluzzi* populations from Port Harcourt, Rivers State highly resistant to DDT (6.3% mortality) and permethrin (6.7% mortality), were fully susceptible to malathion and bendiocarb. Similarly the study of Yusuf *et al.* (2020) showed high level of malathion susceptibility (99-100%) in *Anopheles gambiae* (s.l.) populations resistant to DDT (37-53%), and bendiocarb (44-55%). Furthermore Wanjala and Kekwa (2018) reported *Anopheles gambiae* (s.l.) susceptibility to malathion at all the seven sites sampled in Western Kenya, with DDT and deltamethrin resistance occurring in most of the sites.

This high resistance to DDT evenly distributed in the three geopolitical zones of Abia State (Fig 2, 3) could be attributed to high use of DDT for agricultural purposes within the study locations, as suggested in the study of Corbel *et al.* (2007), where higher DDT resistance was seen in urban vegetable growing areas compared to rural rice growing areas that use far less insecticides for crop protection. This is also

supported by the position of (Czeher *et al.*, 2008), that increased use of insecticides in agriculture and malaria vector control seemed to have played a significant role in the development and rapid spread of resistance in Africa. Umudike houses the National Root Crops Research Institute and the Michael Okpara University of Agriculture Umudike which both utilize substantial amount of DDT/Pyrethroid based agricultural insecticides. Run-offs into *Anopheles* larval ground pools could possibly be exacerbating DDT resistance by the processes of natural selection over time. This could also be possibly occurring in Ebem-with large farm areas, and in Agalaba a major industrial hub.

Other studies have reported the occurrence of DDT resistance across Africa (Ranson *et al.*, 2011; Santolamazza *et al.*, 2008; Ranson *et al.*, 2009; Okorie *et al.*, 2015; Chukwuekezie *et al.*, 2020). But it is obvious that the susceptibility level of *Anopheles gambiae* (s.l.) mosquitoes to DDT have degenerated over time. As at 2005, Awolola *et al.* (2005) reported that *Anopheles gambiae* was susceptible to DDT in seven localities (across the mangrove, forest, and Sudan-savanna), and the *kdr* gene was absent (0%) in the mosquito population in these localities. Similarly the study of Yadouleton *et al.*, (2010) in Aglangandan, Southern Benin Republic showed that the *Anopheles gambiae* mosquitoes were fully susceptible to DDT (100% mortality), but were resistant in Southern Benin Republic. Oduola *et al.* (2010) also reported resistance to DDT in 12 communities sampled across Lagos, Oyo and Niger States, with percentage mortalities ranging from 9.8% - 80%. Umar *et al.* (2014) in their study reported that *Anopheles gambiae* (s.l.) had 78.33% mortality after exposure to DDT

indicating resistance. By 2015, a review of insecticide resistance in Nigeria showed that DDT resistance had been recorded across all the geographical zones of Nigeria (Mohammed *et al.*, 2015). In fact, the highest record of DDT and subsequently pyrethroid resistance was between 2014 and 2015 (Chukwuekezie *et al.*, 2020; Okorie *et al.*, 2015; AIRS, 2014).

PCR analyses for species identification showed that 90% of the analyzed samples from Umudike (Ikwoano L.G.A.) were *Anopheles gambiae* s.s., whereas 10% were *Anopheles coluzzi* (Table 1). On the other hand in Agalaba (Osisioma L.G.A.) and Ebem-Ohafia (Ohafia L.G.A.) 67.5% of analyzed samples were *Anopheles gambiae* s.s., while 32.5% were *Anopheles coluzzi*. This *Anopheles gambiae* s.s. dominance across the three geopolitical zones of Abia is in agreement with the reports of Chukwuekezie *et al.* (2020) in South eastern Nigeria and Oyeniyi *et al.* (2020) in the six geopolitical zones of Nigeria. Findings from this study reported sympatric breeding of *Anopheles gambiae* s.s. and *Anopheles coluzzi* (Table 1). This is in agreement with other authors who reported the breeding together of these two members of the *Anopheles gambiae* complex in different locations (Awolola *et al.*, 2007; Djouaka *et al.*, 2008; Okorie *et al.*, 2014; Okorie *et al.*, 2015; Akpan *et al.*, 2018; Thabet *et al.*, 2022). Conversely, the study of Chukwuekezie *et al.* (2020), reported allopatric breeding pattern of a single member of the *Anopheles gambiae* complex in each of the five states of eastern Nigeria, Abia State inclusive. They reported all the samples analysed in Isuochi Abia, north zone to be *Anopheles gambiae* s.s.

The higher occurrence of *Anopheles coluzzi* (32.5%) in Agalaba and Ebem could be linked to cross border migration from the Niger Delta region that has been confirmed to be dominated by *Anopheles coluzzi* by the reports of Muhammed *et al.* (2021). This could possibly be the case with Ebem-Ohafia that is not too far from Cross River state which has been reported to be dominated by *Anopheles coluzzi* by Thabet *et al.* (2022). The dominance and widespread distribution of *Anopheles gambiae* s.s. validates the description of *Anopheles gambiae* s.s. as the most successful within the *Anopheles gambiae* complex (Okwa *et al.*, 2009; Olayemi *et al.*, 2014; Akpan *et al.*, 2018). This abundance of *Anopheles gambiae* s.s. within Abia State invariably incriminates it as the primary malaria vector, and therefore calls for species specific efforts aimed at its control.

The only mechanism of insecticide resistance analysed in this study was target site resistance, and this is because it has been confirmed to be the primary mechanism responsible for resistance in malaria vectors within Nigeria (Chouaïbou *et al.*, 2016; Chukwuekezie 2020). Across the three locations sampled, the West African knock down resistance (L1014F) mutation occurred in very high frequencies (0.95 – 1.00) (Table 2). These high frequencies observed is in agreement with the report of Chukwuekezie *et al.* (2020) that recorded frequencies within 0.60-0.90 across the five states of south

eastern Nigeria. Many other researchers have reported high frequencies of *kdr* mutation as contributing to pyrethroid resistance across Nigeria and Africa (Awolola *et al.*, 2009; Oduola *et al.*, 2012; Gnanguenon *et al.*, 2015; Fodjo *et al.*, 2018; Ononamadu *et al.*, 2020; Oyeniyi *et al.*, 2020; Kpanou *et al.*, 2021).

From Table 2 it could be seen that *kdr* resistance mutation had probably become fixed in the *Anopheles gambiae* populations sampled from Umudike given the frequency (1.00) observed in the location, while fixation in the two other locations were fast on the way, given the very high frequencies of 0.98 and 0.95 recorded in Osisioma and Ebem-Ohafia respectively. This is probably the first study that is recording a fixation of L1014F *kdr* resistance mutation within the south eastern part of Nigeria. These very high *kdr* frequencies could have possibly contributed to the overwhelming resistance to permethrin insecticide and cross resistance to DDT in all the locations surveyed, as many studies have confirmed the association between *kdr* frequencies and of pyrethroid resistance. This assertion is supported by the study

of Djouka *et al.* (2008), which reported high *kdr* frequencies (0.84 -0.86) in two locations within Benin Republic, and related it to *kdr* mutation resistance and other resistance mechanisms. The study of Oduola *et al.*, 2012 also attributed the Pyrethroid and DDT resistance observed to *kdr* -w point mutation at allelic frequencies between 45%-77%.

However, genotypic differentiation test shows that there was no significant difference in the frequency of the L1014 West African *kdr* mutation observed between the resistant and susceptible mosquitoes analysed (Odds ratio [OR]: 1.375) ($P > 0.05$). This could possibly explain why two resistant *Anopheles* mosquitoes analysed from Ohafia and agalaba did not possess the knockdown resistance mutation. This observation supports the study of Okorie *et al.* (2015) that stated that no correlation was found between the resistance phenotype and the *kdr* genotype of *Anopheles* mosquitoes at Bodija and Ojoo, Ibadan. In the same vein, Ononamadu *et al.* (2020) in Sharada and Wailari metropolis of Kano showed that the *kdr* mutation frequency was weakly associated

with the resistance status of
Anopheles coluzzi.

This therefore suggests the possible existence of other resistance mechanisms in the *Anopheles* population of Abia State, hence signalling multiple resistance mechanisms. This is in tandem with the study of Djouaka *et al.* (2008). That reported high frequencies of the West African *kdr* genes, alongside up regulation of two cytochrome P450 genes (i.e CYP6P3 AND CYP6M2). They also noted the absence of *kdr* in one of the three resistant populations. The study of Tchigossou *et al.* (2018) also reported over expression of the P450's and GST as being responsible for the high DDT and permethrin resistance witnessed in *Anopheles gambiae* from Kpome, Benin Republic, with no evidence of *kdr* resistance seen. Fagbohun *et al.*, (2019) also indicated that cytochrome P450 mono-oxygenase expression is highly implicated in the resistance phenotype to DDT and pyrethroids in *An. gambiae* within Kosofe, Lagos State, Nigeria.

In the same vein Awolola *et al.* (2018) also showed higher resistance in *Anopheles gambiae* populations with *kdr* and up regulation of cytochrome P450 detoxification enzymes than in those with *kdr* alone, hence concluding that increased P450s and GSTs were responsible for the

high pyrethroid resistance seen in their study across Anambra, Edo, Lagos, Ogun, Kwara and Niger. Atoyebi *et al.* (2020), also reported over expression of glutathione S-transferase genes, cytochrome P450s, esterase, trypsin and cuticle proteins in permethrin, dieldrin and DDT resistant mosquitoes in compared to susceptible ones. They equally implicated *GSTe2* as the most upregulated detoxification gene in permethrin, dieldrin and DDT resistant mosquito populations

Although Umudike had the highest *kdr* mutation frequency (1), Agalaba *Anopheles gambiae* population with a lower frequency (0.98) proved to be the most resistant population to permethrin and bendiocarb. This equally proves that there must be other resistance mechanisms supporting the L1014F *kdr* resistance in Agalaba, which gave rise to resistance to bendiocarb a carbamate insecticide that *Anopheles* populations from Umdudike and Ebem-Ohafia could not resist. The possible existence of multiple resistance mechanism in Agalaba, Osisioma L.G.A. is further explained by the report of Ngangue-Siewe *et al.*, (2022), where bendiocarb (carbamate) and malathion (organophosphate) resistance was discovered to be as a result of the over expression of P450s gene Cyp6p3 associated with carbamate resistance and the

**glutathione S-transferase gene
Gste2 associated with
organophosphate resistance. Hence
the bendiocarb resistance in
Agalaba could probably be linked
to the over expression of
cytochrome P450s.**

From Table 2, it could also be seen that the homozygous resistant state (RR) dominated the allelic frequency in all the study locations within the state. This is particularly worrisome, considering that this dominant state could possibly be directly linked to ability to resist pyrethroid insecticides, which are primarily used for LLINs. Selection pressure from agricultural insecticides, as well as insecticides used for vector control over the period could have exacerbated these high *kdr* mutation frequencies that have become fixed in Umudike, and are close to fixation in the other two locations. The effect of previous use of agricultural insecticides can never be overemphasised as Matiya *et al.* (2019) reported how enormous P450s genes associated with metabolic resistance were found to be over transcribed in *An. gambiae s.l.* mosquitoes collected from agricultural areas.

There was a display of high *kdr* frequencies in both *Anopheles gambiae s.s.* and *Anopheles coluzzi* populations (Table 3), and this agrees with the reports of Gnanguenon *et al.*(2015), Okorie *et al.*(2015) and Chukwuekezie *et al.*(2020). However it contradicts with the report of AIRS Nigeria (2014), where all *Anopheles coluzzi* populations tested were not positive for the African knock down resistance (L1014F)

mutation. Reports from this study shows that the homozygous susceptible state in combination with the homozygous resistant state occurred in *Anopheles coluzzi*, while *Anopheles gambiae* had only the homozygous resistant state (Table 3). This also suggests that the *Anopheles gambiae s.s.* population is adapting faster to the insecticide pressure in Abia state better than *Anopheles coluzzi*, little wonder it is considered the most successful member of the *Anopheles gambiae* complex. The higher mutation frequency in *Anopheles gambiae s.s.* in comparison to *Anopheles coluzzi* also agrees with the study of Chukwuekezie *et al.* (2020).

Irrespective of the significant findings made by this study, some limitations exist. Intensity of the resistance observed was not considered. The presence of other target site mutations like the G119S, I575Y and L014S, which are paramount target site mutations in *Anopheles gambiae (s.l.)* was not assessed. In addition, the transcriptional analyses for the detection of metabolic resistance mechanisms were not carried out in this study. Furthermore just a small number of samples ($n = 120$) were used for PCR because of limited funds to perform the analysis and this obviously was a significant limitation. All these put together would have painted a clearer picture of the complete resistance mechanism of *Anopheles gambiae (s.l.)* population in Abia State.

Conclusion and recommendations

The study for the first time reports *Anopheles gambiae (s.l.)* differential resistance to bendiocarb, wide spread resistance to pyrethroids and DDT, and homogenous susceptibility to malathion in Abia State, Nigeria. *Anopheles gambiae s.s.*

the dominant species incriminated within the state displayed a similar trend of resistance with the less dominant *Anopheles coluzzi*, with the homozygote resistance allele (RR) prevalent in the analyzed mosquitoes. The West African knock down resistance (L1014F) mutation was detected in very high frequencies, and had become fixed in Umudik, Abia South geopolitical zone of the state. This widespread resistance to three of the four classes of insecticides used in public health could have grave consequences in the control of malaria and its vectors within the state, since most of the interventions depend solely on insecticides within these classes. There is therefore an urgent need for insecticide management strategies in the state to assess and curtail the spread of resistance to carbamates and organophosphates in areas where *Anopheles gambiae* (s.l.) are still susceptible to these insecticides. The detection of resistance to bendiocarb in Agalaba, Osisioma L.G.A. calls for further studies to check for the existence of other resistance mechanisms.

Abbreviations

L.G.A: Local Government Area; s.l.: *sensu lato*.

Acknowledgments

The authors are grateful to the Nigerian Institute for Medical Research Yaba, Lagos for granting the permission to use their molecular entomological laboratory for the molecular components of this study. We equally appreciate the National Arbovirus and Vector Research Institute Enugu for their brilliant contributions. You all made this study a success.

Authors' contributions

Ekedo, Ukpai, Ehsianya and Udoka designed the study. Ekedo, Ngozi, Onyeabor

and Oyeniyi carried out the experiments. Ekedo analyzed the data, prepared the map and drafted the manuscript. Ehsianya and Okore critically revised the manuscript. All authors read and approved the final manuscript.

References

- Abott, W.S. (1987). A method of computing the effectiveness of an insecticide. *J. Am. Mosq. Cont. Assoc.*, 3: 302-303.
- AIRS Project N. (2014). Entomological summary report II. Abuja: Abt Associates. p. 58.
- Akpan, G.E., Adepoju, K.A., Oladosu, O.R. and Adelabu, S.A.(2018). Dominant malaria vector species in Nigeria: Modelling potential distribution of *Anopheles gambiae sensu lato* and its siblings with MaxEnt. *PLoS One*, 13(10):1–15
- Atoyebi, S. M., Tchigossou, G. M., Akoton, R., Riveron, J. M., Irving, H., Weedall, G., Tossou, E., Djegbe, I., Oyewole, I.O., Bakare, A.A., Wondji, C.S. and Djouaka, R. (2020). Investigating the molecular basis of multiple insecticide resistance in a major malaria vector *Anopheles funestus* (*sensu stricto*) from Akaka-Remo, Ogun State, Nigeria. *Parasites & Vectors*, 13(1): 1-14.
- Awolola, T.S., Adeogun, A. O., Olakiigbe, A.K., Oyeniyi, A.T., Olukosi, Y.A., Okoh, H., Arowolo, T., Akila, J., Oduola, A. and Amajoh, C.N (2018). Pyrethroids resistance intensity and resistance mechanisms in *Anopheles gambiae* from malaria vector surveillance sites in Nigeria. *PLoS One*, 13 (12): e0205230.

- Awolola, S. T., Adeogun, A. O., Olojede, J. B., Oduola, A. O., Oyewole, I. O. and Amajoh, C. N. (2014). Impact of PermaNet 3.0 on entomological indices in an area of pyrethroid resistant *Anopheles gambiae* in south-western Nigeria. *Parasites & Vectors*, 7(1), 1-10.
- Awolola, T.S., Brooke, B.D., Hunt, R.H. and Coetzee, M. (2002). Resistance of the malaria vector *Anopheles gambiae* s.s to pyrethroid insecticide in south western-Nigeria. *Annals of Tropical Medicine and Parasitology*, 96: 849-852
- Awolola, T. S., Oduola, A. O., Oyewole, I.O., Obansa, C., Amajoh, C.N., Koekemoer, L.L. and Coetzee, M. (2007). Dynamics of knockdown pyrethroid insecticide resistance alleles in a field population of *Anopheles gambiae* s.s. in southwestern Nigeria. *Journal of Vector Borne Disease.*, 44: 181-188.
- Awolola, T. S., Oduola, A. O., Strode, C., Koekemoer, L. L., Brooke, B., and Ranson, H. (2009). Evidence of multiple pyrethroid resistance mechanisms in the malaria vector *Anopheles gambiae* sensu stricto from Nigeria. *Transactions of the Royal Society of Tropical Medicine and Hygiene*, 103(11), 1139-1145.
- Awolola, T.S., Oyewole, I.O., Amajoh, C.N., Idowu, E.T., Ajayi, M.B., Oduola, A., Manafa, O.U., Ibrahim, K., Koekemoer, L.L. and Coetzee, M. (2005). Distribution of the molecular forms of *Anopheles gambiae* and pyrethroid knock down resistance gene in Nigeria. *Acta Tropica*, 95: 204-209.
- Chouaïbou, M.S., Fodjo, B.K., Fokou, G., Allassane, O.F., Koudou, B.G. and David J.P. (2016). Influence of the agrochemicals used for rice and vegetable cultivation on insecticide resistance in malaria vectors in southern Côte d'Ivoire. *Malaria Journal*, 15:426.
- Chukwuekezie, O., Nwosu, E., Nwangwu, U., Dogunro, F., Onwude, C., Agashi, N., Ezihe, E., Anioke, C., Anokwu, S., Eloy, E., Atah, P., Orizu, F., Ewo, S., Okoronkwo, A., Joseph, A., Haruna, S. and Gnanguenon, V. (2020). Resistance status of *Anopheles gambiae* (s.l.) to four commonly used insecticides for malaria vector control in South-East Nigeria. *Parasites & vectors*, 13(1), 1-10.
- Corbel, V., N'Guessan, R., Brengues, C., Chandre, F., Djogbenou, L., Martin, T., Akogb'eto, M., Hougard, J.M. and Rowland, M. (2007). Multiple insecticide resistance mechanisms in *Anopheles gambiae* and *Culex quinquefasciatus* from Benin, West Africa. *Acta Tropica*, 1926: 1-10.
- Czeher, C., Labbo, R., Arzika, I. and Duchemin, J. (2008). Evidence of increasing Leu -Phe knockdown resistance mutation in *Anopheles gambiae* from Niger following a nationwide long-lasting insecticide-treated nets implementation. *Malaria Journal*, 7:189-193.
- Djouaka, R.F., Bakare, A.A., Bankole, H.S. (2007). Does the spillage of petroleum products in *Anopheles* breeding sites have an impact on the pyrethroid resistance? *Malaria Journal*, 6: 159-166.

- Djouaka, R.F., Bakare, A.A., Coulibaly, O.N., Akogbeto, M.C., Ranson, H., Hemingway, J. and Strode, C. (2008). Expression of the cytochrome P450s, CYP6P3 and CYP6M2 are significantly elevated in multiple pyrethroid-resistant populations of *Anopheles gambiae* s.s. from Southern Benin and Nigeria. *BMC Genomics*, 9: 538-544.
- Ekedo, C. M., and Ukpai, O. M. (2019). *Anopheles gambiae* sl insecticide susceptibility status in Umudike, Ikwuano LGA, Abia State, Nigeria. *Zoologist*, 17, 26-31.
- Fagbohun, I. K., Idowu, E. T., Otubango, O. A., and Awolola, T. S. (2020). First report of AChE1 (G119S) mutation and multiple resistance mechanisms in *Anopheles gambiae* s.s. in Nigeria. *Scientific reports*, 10(1), 1-9.
- Fagbohun, I.K., Oyeniyi, A.T., Idowu, E.T., Otubango, A.O. and Awolola, T.S.(2019). Cytochrome P450 Mono-oxygenase and resistance phenotype in DDT and deltamethrin-resistant *Anopheles gambiae* (Diptera: culicidae) and *Culex quinquefasciatus* in Kosofe, Lagos, Nigeria. *J. Med. Entomol.*, 20:1-5
- Fodjo, B. K., Koudou, B. G., Tia, E., Saric, J., N'dri, P. B., Zoh, M. G., ... & Chouaïbou, M. S. (2018). Insecticides resistance status of *An. gambiae* in areas of varying agrochemical use in Côte d'Ivoire. *BioMed Research International*, 2018: 1-9.
- Gillett, J.D. (1972). Common African mosquitoes and their medical importance. London: William Heinemann.
- Gillies, M.T. and Coetzee, M. (1987). A supplement to the anopheline of Africa south of the sahara. *Publication of South African Institute of Medical Research*, 55: 1-143.
- Gillies, M.T. and de Meillon, B. (1968). The anophelinae of Africa South of the Sahara. *Publication of South African Institute of Medical Research*, 54: 1-343.
- Gnanguenon, V., Agossa, F. R., Badirou, K., Govoetchan, R., Anagonou, R., Oke-Agbo, F., Azondekon, R., AgbanrinYousouf, R., Attolou, R., Tokponnon, F.T., Aikpon, R., Osse', R. and Akogbeto, M. C. (2015). Malaria vectors resistance to insecticides in Benin: current trends and mechanisms involved. *Parasites & vectors*, 8(1): 1-14.
- Goudet, J., Raymond, M., de Meeüs, T. and Rousset, F. (1996). Testing differentiation in diploid populations. *Genetics*, 1996;144:1933-40.
- Haruna, A. S., Mavridis, K., Vontas, J. and Eyo, J. E. (2020). First Incidence of CYP9K1, CYP6P4 and CYP6Z1 in *Anopheles gambiae* ss from Nigeria. *Research square*, preprint. <https://doi.org/10.21203/rs.3.rs-19996/v1>
- Hemingway, J. and Ranson, H. (2000). Insecticide resistance in insect vectors of human disease. *Annual review of entomology*, 45(1), 371-391.
- Huynh, L.Y., Sandve, S.R, Hannan, L.M., Van Ert, M. and Gimnig, J.E. (2007). Fitness costs of pyrethroid insecticide resistance in *Anopheles gambiae*. In: Annual Meeting of the Society for the Study

- of Evolution, Christchurch, New Zealand.
- Ibrahim, S.S., Mukhtar, M.M., Datti, J.A., Irving, H., Kusimo, M.O., Tchappa, W., Lawal, N., Sambo, F.I. and Wondji, C.S. (2019). Temporal escalation of Pyrethroid Resistance in the major malaria vector *Anopheles coluzzii* from Sahelo-Sudanian Region of northern Nigeria. *Scientific Reports*, 9(7395):1–11.
- Ibrahim, S.S., Mukhtar, M.M., Irving, H., Riveron, J.M., Fadel, A.N., Tchappa, W., Hearn, J., Muhammed, A., Sarkinfada, F. And Wondji, C.S.(2020). Exploring the Mechanisms of Multiple Insecticide Resistance in a Highly *Plasmodium* - Infected Malaria Vector *Anopheles funestus* Sensu Stricto from Sahel of *Genes (Basel)*, 11(454):1–15.
- Idowu, E. T., Fagbohun, I.K., Agosu, O.S., Oyede, T.A. and Otubanjo, O.A. (2020). Susceptibility Status of *Anopheles Gambiae* S.I. to DDT and Permethrin in Lagos State, Nigeria. *Nigerian Annals of Pure and Applied Sciences*, 3: 8-13.
- Kabula, B., Derua, Y.A., Tungu, P., Massue, D.J, Sambu, E., Stanley, G., Mosha, F.W. and Kisinza, W.N. (2011). Malaria entomological profile in Tanzania from 1950 to 2010: A review of mosquito distribution, vectorial capacity and insecticide resistance. *Tanzania Journal of Health Research*, 13(1).
- Kpanou, C. D., Sagbohan, H. W., Dagnon, F., Padonou, G. G., Ossé, R., Salako, A. S., Sidick, A., Sewade, W., Sominahouin, A., Condo, P., Ahmed, S.H., Impoinvil, D. and Akogbéto, M. (2021). Characterization of resistance profile (intensity and mechanisms) of *Anopheles gambiae* in three communes of northern Benin, West Africa. *Malaria Journal*, 20(1): 1-12.
- Matiya, D. J., Philbert, A. B., Kidima, W. and Matowo, J. J. (2019). Dynamics and monitoring of insecticide resistance in malaria vectors across mainland Tanzania from 1997 to 2017: a systematic review. *Malaria Journal*, 18(1), 1-16.
- Mohammed, B. R., Abdulsalam, Y. M. and Deeni, Y. Y. (2015). Insecticide resistance to *Anopheles* spp. mosquitoes (Diptera: Culicidae) in Nigeria. *A Review. International Journal of Mosquito Research*, 2(3): 56-63.
- Muhammad, A., Ibrahim, S. S., Mukhtar, M. M., Irving, H., Abajue, M. C., Edith, N. M., Da'u, S.S., Paine, M.J.I. and Wondji, C. S. (2021). High pyrethroid/DDT resistance in major malaria vector *Anopheles coluzzii* from Niger-Delta of Nigeria is probably driven by metabolic resistance mechanisms. *Plos one*, 16(3), e0247944.
- Ngangue-Siewe, I. N., Ndjeunia-Mbiakop, P., Kala-Chouakeu, N. A., Bamou, R., Talipouo, A., Djamouko-Djonkam, L. and Antonio-Nkondjio, C. (2022). Bendiocarb and Malathion Resistance in Two Major Malaria Vector Populations in Cameroon Is Associated with High Frequency of the G119S Mutation (Ace-1) and Overexpression of Detoxification Genes. *Pathogens*, 11(8), 824.
- Nwankwo, .EN., Okorie, P.N., Acha, C.T., Okonkwo, O.E., Nwangwu, U.C., Ezihe,

- E.K.(2017). Insecticide resistance in *Anopheles gambiae* s.l. mosquitoes in Awka, Anambra State, Southeast Nigeria. *Journal of Mosquito Research*; 7:32–7.
- Oduola, A.O., Abba, E., Adelaja, O., Taiwo-Ande, A., Poloma-Yoriyo, K. and Samson-Awolola, T. (2019). Widespread report of multiple insecticide resistance in *Anopheles gambiae* sl mosquitoes in eight communities in southern Gombe, North-Eastern Nigeria. *Journal of Arthropod-Borne Diseases*, 13(1): 50.
- Oduola, A.O., Idowu, E.T., Oyebola, M.K., Adeogun, A., Olojede, J.B., Otubanjo, O.A. and Awolola, T.S. (2012). Evidence of carbamate resistance in urban populations of *Anopheles gambiae* s.s. mosquitoes resistant to DDT and deltamethrin insecticides in Lagos, South-Western Nigeria. *Parasite and Vector*, 5: 116-121.
- Oduola, A.O., Obansa, J.B., Ashiegbu, C.O., Otubanjo, O.A. and Awolola, T.S.(2010).
High level of DDT resistance in the malaria mosquito: *Anopheles gambiae* s.l. from rural, semi urban and urban communities in Nigeria. *Journal of Rural and Tropical Public Health*, 9: 114-120.
- Ogbuwu, .IP., Ukaegbu, F.C., Odoemelam, V.U., Ugwuoke, F.O., Echereobia, C.O. and Okoli, I.C. (2016). Studies on the diversity of medicinal plantspecies utilized for goat reproduction in Abia State, Nigeria. *Journal of Livestock Science*, 7:1-12.
- Okorie, P.N., Ademowo, O.G., Irving, H., Kelly-Hope, L.A., Wondji, C.S. (2015). Insecticide susceptibility of *Anopheles coluzzii* and *Anopheles gambiae* mosquitoes in Ibadan, Southwest Nigeria. *Medical Veterinary Entomology*, 29:44–50.
- Okorie, P. N., Popoola, K. O. K., Awobifa, O. M., Ibrahim, K. T. and Ademowo, G. O. (2014). Species composition and temporal distribution of mosquito populations in Ibadan, Southwestern Nigeria. *Journal of Entomology and Zoology Studies*, 2(4), 164.
- Okwa, O.O., Akinmolayan, F.I., Carter, V., Hurd, H. (2009). Transmission dynamics of malaria in four selected ecological zones of Nigeria in the rainy season. *Annals of African Medicine*, 8(1):1–9.
- Olayemi, I.K., Ande, A.T., Chitta, S., Ibemesi, G., Ayanwale, V.A. and Odeyemi, O.M. (2011). Insecticide susceptibility profile of the principal malaria vector, *Anopheles gambiae* s.l (Diptera: Culicidae). *Journal of Vector Borne Disease*, 48: 109-112.
- Olayemi, I.K., Ande, A.T., Odeyemi, M.O., Ibemesi, G. and Emmanuel, R.(2014). Temporal
Ecologic Adaptability of the Principal Vector of Malaria, *Anopheles gambiae* s.l. (Diptera: Culicidae), in Northcentral Nigeria. *Applied Scientific Reports*, 5(3):110–117.
- Omotayo, A.I., Ande, A.T., Oduola, A.O., Olakiigbe, A.K., Ghazali, A.K., Adeniyi, A. and
Awolola, T.S. (2021). Community Knowledge, Attitude and Practices on Malaria Vector Control Strategies in Lagos State, South-West Nigeria. *Journal of Medical Entomology*, 58 (3) :1280–1286.
- Ononamadu, C.J., Datit, J.T. and Imam, A.A.(2020). Insecticide Resistance Profile of

- Anopheles gambiae* Mosquitoes: A Study of a Residential and Industrial Breeding Sites in Kano Metropolis, Nigeria. *Environmental Health Insights*, 14: 1–9.
- Oyeniyi, A. T., Adeogun, A. O., Idowu, E. T., Oboh, B., Olakiigbe, A., Adesalu, O., Jimoh, T. and Awolola, T. S. (2020). First report of N1575Y mutation in pyrethroid resistant *Anopheles gambiae* sl in Nigeria. *Scientific African*, 10, e00645.
- Oyewole, I.O., Kolawole, M.A., Adediji, O.C., Adeogun, D., and Awolola, T.S.(2018). Susceptibility pattern of *Anopheles* mosquito to different classes of insecticides in selected communities in Ila-Orangun, Southwest Nigeria. *International Journal of Mosquito Research*, 5(1): 106-111
- Ranson, H., Abdallah, H., Badolo, A. *et al.* (2009) Insecticide resistance in *Anopheles gambiae*: data from the first year of a multi-country study highlight the extent of the problem. *Malaria Journal*, 8: 299.
- Ranson, H., Jensen, B., Vulule, J.M., Wang, X., Hemingway, J. and Collins, F.H. (2000). Identification of a point mutation in the voltage-gated sodium channel gene of Kenyan *Anopheles gambiae* associated with resistance to DDT and pyrethroids. *Insect Mol. Biol.*, 9: 491–497.
- Santolamazza, F., Calzetta, M., Etang, J., Barrese, E., Dia, I. and Caccone, A. (2008). Distribution of knockdown resistance mutations in *Anopheles gambiae* molecular forms in west and west-central Africa. *Malaria Journal*, 7:74-80.
- Tchigossou, G., Djouaka, R., Akoton, R., Riveron, J. M., Irving, H., Atoyebi, S., Moutairou, K., Yessoufou, A. and Wondji, C. S. (2018). Molecular basis of permethrin and DDT resistance in an *Anopheles funestus* population from Benin. *Parasites & vectors*, 11(1): 1-13.
- Thabet, H. S., TagEldin, R. A., Fahmy, N. T., Diclaro, J. W., Alaribe, A. A., Ezedinachi, E. and Arimoto, H. (2022). Spatial Distribution of PCR-Identified Species of *Anopheles gambiae* sensu lato (Diptera: Culicidae) Across Three Eco-Vegetational Zones in Cross River State, Nigeria. *Journal of Medical Entomology*, 59(2), 576-584.
- Ukpai, O.M. and Ekedo, C.M. (2019). Insecticide Susceptibility Status of *Culex quinquefasciatus* [Diptera: Culicidae] in Umudike, Ikwuano LGA Abia State, Nigeria. *International Journal of Mosquito Research*, 6(1): 114-118.
- Umar, A., Kabir, B.G.J., Amajoh, C.N., Inyama, P.U., Ordu. D.A., Barde, A.A., Misau, A.A., Sambo, M.L., Babuga, U., Kobi, M. and Jabbdo, M.A.(2014). Susceptibility test of female *Anopheles* mosquitoes to ten insecticides for indoor residual spraying (IRS) baseline data collection in Northeastern Nigeria. *Journal of Entomology and Nematology*, 6(7): 98-103.
- Wanjala, C. L. And Kweka, E. J. (2018). Malaria vectors insecticides resistance in different agroecosystems in Western Kenya. *Frontiers in Public Health*, 6: 55.

- WHO. World Malaria Report 2017. Geneva: World Health Organization; 2017. p. 31–40. <https://www.who.int/malaria/publications/world-malaria-report-2017/en/>. Accessed 20 February, 2022.
- WHO.(2018). Global report on insecticide resistance in malaria vectors: 2010–2016. Geneva:
- World Health Organization. <https://apps.who.int/iris/handle/10665/272533>. Accessed 10 Mar 2022.
- Wilkins, E.E., Howell, P.I. and Benedict, M.Q. (2006). IMP PCR primers detect single nucleotide polymorphisms for *Anopheles gambiae* species identification, *Mopti* and *Savanna* rDNA types, and resistance to dieldrin in *Anopheles arabiensis*. *Malaria Journal*, 5:125.
- World Health Organization (2022). Manual for monitoring insecticide resistance in mosquito vectors and selecting appropriate interventions. World Health Organization. <https://apps.who.int/iris/handle/10665/356964>. Accessed 30th June, 2022.
- World Health Organization Pesticide Evaluation Scheme(WHOPES) (2011). *Global insecticide use for vector-borne disease control: a 10-year assessment (2000–2009)* , 5th ed. Geneva, World Health Organization, 2011.
- World Health Organization (2012). *World malaria report*, Geneva.
- Yadouleton, A.Y., Padonou, G., Asidi, A., Moiroux, N., Bio-Banganna, S., Corbel, V., N'guessan, R., Gbenou, D., Yacoubou, I., Gazard, K. and Akogbeto, M.C.(2010). Insecticide resistance status in *Anopheles gambiae* in southern Benin. *Malaria Journal*, 9:83-87.
- Yusuf, M. A., Vatandoost, H., Oshaghi, M. A., Hanafi-Bojd, A. A., Yayo, A., Enayati, A., Ado., A, Abdullahi, A.S., Jalo, R.I. and Firdausi, A. (2021). Biochemical Mechanism of Insecticide Resistance in Malaria Vector, *Anopheles gambiae* s.l. in Nigeria. *Iranian Journal of Public Health*, 50(1), 101.

COUNSELLING APPROACHES FOR MITIGATING THE PSYCHOLOGICAL REACTIONS TO COVID-19 PANDEMIC IN NIGERIA

¹ Yusuf, J, ²Oniye, A.O, ^{3*}Popoola, B.O, & ⁴ Garba, H.K.

¹Counselling and Human Development Centre, Al-Hikmah University, Ilorin, Kwara State, Nigeria

²Counsellor Education Department, Faculty of Education, University of Ilorin, Nigeria.

³Department of Educational Management and Counselling, Faculty of Education, Al-Hikmah University, Ilorin, Kwara State, Nigeria.

⁴Department of Educational Foundations, Abubakar Tafawa Balewa University, Bauchi State, Nigeria

*Corresponding author: balqispopoola87@gmail.com

ABSTRACT

Counselling is a helping profession. It is an essential part of the response to COVID-19 crisis ravaging the entire globe. COVID-19 pandemic poses a major threat to the entire world's economy and health. The virus garnered a heightened attention from the media. Individuals may have difficulty delineating between misinformation and authentic information about the disease. Many individuals and the general public are fearful (or may become fearful) of contracting the novel virus. The psychological reactions to Covid-19 pandemic in terms of mental health may include stress, anxiety, depression, fear, uncertainty, panic behaviour, feeling of hopelessness, depression and suicidal behaviour. Counselling is one of the most needed services at this period which the pandemic is ravaging the entire globe. This paper therefore highlighted various counselling approaches such as cognitive behavioural therapy and reframe, solution focused therapy, meditation and mindfulness, building emotional resilience for mitigating the psychological reactions to COVID-19 pandemic. Relevant suggestions were made to further mitigate the psychological reactions to individual.

Keywords: Counselling, Psychological Reactions, Covid-19, Pandemic, Psychotherapy.

Introduction

‘Good health is wealth’ perhaps because only a healthy body is productive. A healthy body is defined as the overall ability of the body to function well. It includes the physical, mental, emotional, and social health of all individuals. The prime source

of happiness and bliss is good health (Prasanna, 2020). Better health is central to human happiness and well-being. It also makes an important contribution to economic progress, as healthy populations do not only live longer, but are also productive (World Health Organization, 2020). As a result of the outbreak of

Covid-19 which was caused by severe acute respiratory syndrome coronavirus 2 (SARS-CoV-2) infection in the Chinese city of Wuhan, a situation of socio-economic crisis and psychological distress rapidly occurred worldwide (Serafini, Parmigiani, Amerio, Aguglia, Sher, & Amore 2020).

The outbreak of Corona Virus Disease in the years 2019 created global health concerns and devastated the entire world. Many psychological problems in terms of mental health including stress, anxiety, panic, depression, frustration, uncertainty during COVID-19 outbreak emerged progressively. Common psychological reactions related to the mass quarantine which was imposed in order to attenuate the COVID-19 spread are generalized fear and pervasive community anxiety which are typically associated with the outbreak of the disease, and increased with the escalation of new cases together with inadequate, anxiety-provoking information which was provided by media (Duan & Zhu 2020).

Importantly, other health measures may be compromised by abnormally elevated anxiety (Snehal, 2020). As the general population became increasingly exposed, anxiety-provoking topics related to this emergence of the health and socio-economic crisis need to be rapidly identified to early detect dysfunctional processes and maladaptive lifestyle changes; potentially leading to the onset of psychiatric conditions (Zhai & Du, 2020). The counselling approaches for mitigating the psychological reactions to Covid-19 are the counselling based interventions aimed at reducing the psychological reactions to Covid-19 to avoid getting oneself into chronic mental health conditions which may produce unpleasant psychological side effects (Nwoke, 2004).

Psychological Reactions to Corona Virus Disease

Uncontrolled Fears (Phobia)

This is one of the most common psychological reactions to pandemics. Several existing studies demonstrated that those who have been exposed to the risk of infection may develop pervasive fear about their health, about losing their live and worried about infecting others, most importantly their family members. Females, younger age groups, and respondents with lower education had greater fear of COVID-19. Females are more prone to phobic fears, and they perceive greater threats than men perhaps because of the differences in their brain chemistry and hormone fluctuation (Perrone, Giordano, Meoli, Deolmi, Marinelli, Messina, Lugani, Moretti, & Esposito 2020). Individuals between the ages of 18- to 34-year age group had the greatest fear of the pandemic, probably because social distancing and isolation might seriously disrupt their normal socializing activities for extended periods of time, and being children then in 2003, they lacked the successful experience of overcoming the SARS epidemic in Hong Kong. Respondents with lower education had greater fear, which was also found in previous studies, most likely due to limited knowledge and understanding about the virus (Dong, Tian, He, Zhu, Wang, Liu, & Yang 2020). Those living with others had greater fear than those living alone, perhaps because of fear of infecting others with COVID-19 and vice versa. Other studies reported that pregnant women and individuals with young children are the most at risk to develop the fear of becoming

infected or transmitting the virus (Martins-Filho, Santos, & Santos. 2020)

Pervasive Anxiety

Social isolation related to restrictions and lockdown measures are linked to feelings of uncertainty for the future, fear of new and unknown infective agents resulting in abnormally increased anxiety. Anxiety may be directly related to sensorial deprivation and pervasive loneliness, in this case people are likely to experience insomnia, depression and post-traumatic stress. In addition, anxiety is closely associated with fatigue and reduced performance in healthcare workers while boredom and loneliness are directly related to anger, frustration and sufferings linked to quarantine restrictions (Stickley & Koyanagi, 2016).

Frustration and Boredom

Distress, boredom, social isolation and frustration are directly related to confinement, because of abnormal reduced social/physical contact with others, and loss of usual habits. Torales, O'Higgins, Castaldelli and Ventriglio (2020) reported that frustration and pervasive loneliness seem to derive by the inhibition from daily activities, sudden interruption of social necessities, not taking part in usual social networking activities. Frustration and boredom related to the isolation of quarantine involves loss of one's usual routine e.g., regular home and work activities, restriction of movement, shopping for necessities and limited social and physical contact with others (Center for the Study of Traumatic Stress, 2020).

Disabling Loneliness

The final effect of social isolation is pervasive loneliness and boredom, which have potential dramatic effects on both physical and mental well-being of an individual. Pervasive loneliness may be significantly associated with increased depression and suicidal behavior. However, the isolation is progressively enhanced by anxiety, panic or collective hysteria. Cognitive functions and decision making are firstly impaired by hyper arousal and anxiety and later by disabling feelings of loneliness (Engel-Yeger, Muzio, Rinosi, Solano, Geoffroy & Pompili, 2016). In addition, social isolation and loneliness are also associated with alcohol and drug abuse. Both frustration and pervasive loneliness seem to derive by the inhibition from daily activities, interruption of social necessities, inability to take part in usual social networking activities enhancing the risk of hopelessness and suicidal behavior in this specific context (Khan, Siddique, Li, Ali, Shereen, Bashir, 2020). Overall, it is well known that long periods of social isolation or quarantine for specific illnesses may have detrimental effects on mental well-being (Orsolini, Latini, Pompili, Serafini, Volpe & Vellante, 2020).

Concept of Counselling

Counselling is a special kind of relationship that involves an interaction between the client and the counsellor. The counsellor tries to use his or her professional training, skills, expertise and experience to help the client to overcome an area of conflict or block which hitherto has hindered the inter and intra-personal relationships growth and

development (Umoh, 2004). In the same vein, according to Willey and Andrew (2011), Counselling involves two individuals one seeking help and other a professionally trained person who helps to solve problems, orient and direct him towards a goal which leads to his maximum development and growth. Counselling being a helping profession is a veritable source of intervention to the menace of Covid-19. COVID-19 is now spreading rapidly and have negative impact on mental health. At this period in which the pandemic is ravaging the whole globe, counsellors by virtue of their profession are likely to be called upon or should ideally be called upon to rekindle hopes in COVI-19 patients. Individuals seek psychotherapy because they believe the therapeutic process and experience can provide relief from their suffering.

However, there is no universally acceptable treatment for managing this disease currently. Symptomatic treatment and supportive care are considered as the major treatment methods. Therefore, psychological interventions is being considered as adjuvant therapy to provide more help for COVID-19 patients. Psychotherapeutic methods are used to educate and treat patients suffering from covid-19 disease. It can eliminate physical symptoms and improve mental health (Brebach R, Sharpe L, Costa DS, et al. 2016). COVID-19 may cause public panic and mental stress. Some COVID-19 patients feel anxious and difficult to reintegrate into society. In addition, quarantine has been used in COVID-19 outbreak (Bao, Sun, Meng, et al. 2019). It will have negative emotions such as fear, depression, boredom in the patients etc. Using psychological intervention will reduce psychological stress and help to integrate

COVID-19 patients into society (Brooks, Webster, Smith LE, et al 2020). At this period of the pandemic, counsellors need to support the generality of people going through major life changes related to the pandemic, helping them to grapple with the upheaval that has been thrust upon all. The counselling tools for mitigating the psychological reactions to Covid-19 pandemic can be found in virtually all psychotherapeutic disciplines such as:

Cognitive-Behavioral Therapy (CBT) and Reframe

This can be used to modify maladaptive negative thoughts about the pandemic, including excessive fears of contacting the disease and fear of infecting others as well as hopelessness about maintaining social connections during periods of quarantine. In cognitive-based psychologies, the practitioner works to help the client reframe limiting, unhelpful, and/or irrational thoughts, replacing them with more adaptive, realistic ones. Thus, thoughts such as, *"I'm sure I'll lose my job in this pandemic, and I'll never work again"* are reviewed and evidence is sought for them. Even if the person is working or has been working in an industry which is closing up during the pandemic (for example: the aviation and hospitality industries), there is no evidence to suggest that these industries will not roar into life again when lockdowns are lifted and people have not been able to put the pandemic away. Beyond that, the client can be probed to examine if he/she has ever lost a job before, for whatever reason. If so and the person has been working recently, there is clear counter-evidence to the assertion, *"I will never work again"* (Beck & Weishaar, 1995).

Solution-Focused Therapy

In this therapy as it names implies, the practitioner is expected to help the client to focus on solutions to the current problems (Ackerman, 2017). The client may not be able to go to the gym, but can consider an option of exercising at home. Online yoga workouts, fit balls, and dumbbells may offer heretofore ignored possibilities for keeping fit. Beyond that, the practitioner can probe for how the client may have coped with situations that were similar (in whatever way) in the past (Ackerman, 2017). A solution focused mindset can be used to help the client ease the stress of the pandemic by helping the client to find solutions to the problem rather than focusing on the problem. It starts with sharing ideas of the solution focused of COVID-19 with individuals/clients. In this case, it means looking beyond the problem. Such a mindset is like what caring adults do for each other when someone they love gets hurt or suffers loss or tragedy. They use the human touch of understanding, engagement, compassion, and kindness to engage, support their loved ones, adaptation to simple hygiene measures with some other measures to ease the stress and tension of the pandemic.

Meditation and Mindfulness

Meditation and mindfulness are practices that can support the general public during times of crisis such as the current global pandemic caused by Covid-19. Mindfulness and meditation practices translate well to different populations across the life span and range of ability. Introducing mindfulness and meditation practices during this pandemic has the potential to complement treatment and as they are not only effective but efficient cost wise as method of

providing support from anxiety for all. Meditation usually refers to a formal practice that could calm the mind and enhance individual's awareness of himself, his mind and his environment of our- selves, our minds and our environment. Meditation in its many guises has been practiced over millennia by different groups of people in many different societies and traditions (Behen, 2020).

Previously practiced primarily in the Eastern traditions, meditation has spread into Western society and is increasingly being used as a therapeutic modality. Mindfulness simply means being aware of the present moment. Meditation comes under the umbrella of 'mindfulness' which is a broader concept. Formal meditation practices include mindfulness of breathing, compassion or loving kindness-focused meditation, the use of mantras or phrases as the focus for meditation, amongst many others. Being aware of what is happening at the present moment allows the individual to observe what is arising and what is falling away. By doing this and by allowing thoughts to come and go without attachment, without trying to hold on to them, individuals learn that calm and stillness follows (Behen, 2020).

Building Emotional Resilience

Emotional resilience refers to one's ability to adjust to stressful situations or crises. More resilient people are able to "roll with the punches" and adapt to adversity without lasting difficulties; less resilient people have a harder time with stress and life changes, both major and minor (Elizabeth, 2020). Resilient people are always thinking about how they can bounce forward when life knocks them down. Bouncing forward is all

about being able to find a positive meaning from a seemingly stressful situation. When an individual operates from this state of being, such individual is no longer living from a place of survival. Instead, such individual is thriving (Elizabeth, 2020). Blue (2020) reminds people to remind themselves that the pandemic crisis is a temporary period. The social isolation, the restrictions on freedom, the health threats, and also the massive unemployment, will not last forever. Beyond Blue is taking a leaf from the positive psychology playbook here. Martin Seligman, the “father” of positive psychology, noted that an optimistic explanatory style contributes greatly to one’s happiness. It consists of noticing that even as bad as any particular event is, a person can reflect that the event will not be all of the following: *permanent* (that is, most things will pass), *pervasive* (e.g., even if you lose your job, you may still have sustaining relationships), and *personal* (i.e., you may hate being under lockdown, but it’s nothing personal; you are not alone, we’re all in this together) (Seligman, 1992). It is understandable that clients may feel anxious about this situation. Counsellors should normalize and validate clients’ fears. Counsellors should also talk to clients about factors that are beyond their control. Some factors that clients can control include getting regular exercise, making plans to meet with friends and loved ones over virtual platforms, determining their exposure to news sources, practicing good personal hygiene, and limiting the time spent in places such as grocery stores where there may be larger crowds.

If clients appear stressed and anxious about the situation, it is a good idea for counsellors to help them gain the facts so that clients can accurately determine their risks in collaboration with their health care

providers and take reasonable precautions. Additionally, it is ideal to assist clients in developing and enhancing adaptive coping skills, such as grounding techniques or breathing exercises, so that they can effectively manage their anxiety (Yoon & Katharine 2020).

Suggestions

Based on the presentations in this paper, the following recommendations are made to further mitigate the psychological reactions of people to Covid-19 pandemic:

- Government should encourage the establishment of public and private counselling centres across Nigeria in order to help individuals who are psychologically disturbed as a result of Covid-19 pandemic and other likely pandemics.
- Counsellors should intensify continuous awareness and education on Covid-19 to the general public especially on the need to develop emotional resilience and mindfulness toward the pandemic.
- Government should intensify effort in the creation of awareness about Covid-19 pandemic to the generality of people.
- Counsellors should encourage every individual to take full responsibility of waging war against the spread of Covid-19.
- Counsellors should encourage the general public to accept the reality of the pandemic and move on in life.

Conclusion

The universal health coverage of Covid-19 should not be taken for granted. Covid-19 is real, and it has changed the whole globe. The Corona Virus pandemic news updates can significantly affect mental health. Individuals should learn to live with this reality by accepting it as a fact. Acceptance is to simply acknowledge the facts of the world as they are and to acknowledge the demands of the present moment. It is the act of confronting the (un)comfortable truths of reality. To radically accept is to acknowledge reality completely and totally with body, heart, and mind. Acceptance is not approval and it is not giving in or giving up. It is a choice that every individual has to make in order to accept the reality of the moment. Denial of the pandemic will not actually solve the psychological reactions that people are likely to face. In order to solve those problems, the virus needs to be acknowledged, as existing. Acceptance of emotions, thoughts, and struggles is a powerful way to cope in the context of the pandemic. Therefore, non denial of covid-19 pandemic would result to positive compliance to Covid-19 safety measures, and this would equally help in flattening the curve and spread of the virus. Flattening the curve of covid-19 should be a personal responsibility of each and everyone. If the counseling approaches for mitigating the psychological reactions to covid-19 are well followed and put into actions, it would go a long way in mitigating the psychological effects of the pandemic on individuals.

References

- Ackerman, C. (2017). What is solution-focused therapy: 3 essential techniques. *Positive Psychology Program*. Retrieved on 24 January, 2018, from: Website.
- Bao, Y., Sun, Y, Meng, S., et al. (2019). nCoV epidemic: Address mental health care to empower society. *Lancet* 2020;395:e37–8.
- Lake, M.A. (2020). What we know so far: COVID-19 current clinical knowledge and research. *Clin. Med. (Lond)* 2020;20:124–7. [PMC free article] [PubMed] [Google Scholar]
- Beck, A.T. & Weishaar, M.E. (1995). Cognitive Therapy. In *Current Psychotherapies*, 5th Ed., Corsini, & Wedding, Eds. Itasca, Illinois: F.E. Peacock Publishers, Inc.
- Brebach, R., Sharpe, L., & Costa, D.S., et al (2016). Psychological intervention targeting distress for cancer patients: A meta-analytic study investigating uptake and adherence. *Psychooncology*;25:882–90. [PubMed] [Google Scholar]
- Brooks, S.K., Webster, R.K., Smith LE, et al (2020). The psychological impact of quarantine and how to reduce it: Rapid review of the evidence. *Lancet* 2020;395:912–20.
- Duan, L. & Zhu, G. (2020). Psychological interventions for people affected by the COVID-19 epidemic. *Journal of Lancet Psychiatry*, 7:300–2. [https://doi: 10.1016/S2215-0366\(20\)30073-0](https://doi.org/10.1016/S2215-0366(20)30073-0).
- Dong, L., Tian, J., He, S., Zhu, C., Wang, J., Liu, C., & Yang J. (2020). Possible vertical transmission of SARS-CoV-2 from an infected

- mother to her newborn. *JAMA*. 2020;323(18):1846–8.
<https://doi.org/10.1001/jama.2020.4621>.
- Elizabeth, S.M.O. (2020). Why Emotional Resilience Is a trait you can develop. <https://www.verywellmind.com/emotional-resilience-is-a-trait-you-can-develop-3145235>
- Engel, Y., B; Muzio, C., Rinosi, G., Solano, P., Geoffroy, P. A., Pompili, M., Mario, A. & Gianluca, S. (2016). Extreme sensory processing patterns and their relation with clinical conditions among individuals with major affective disorders. *Journal of Psychiatry Research*. 236:112–8.
<https://doi.org/10.1016/j.psychres.2016.05.031>
- Khan, S., Siddique, R., Li, H., Ali, A., Shereen, M.A., Bashir, N., Menzhou, X, & Muhammed, A.S. (2020). Impact of coronavirus outbreak on psychological health. *Journal of Global Health* 2020; 10:010331.
<https://pubmed.ncbi.nlm.nih.gov/32355556/>
- Lifschutz, J.E. (1984). What is “psychotherapy”? *International journal of psychoanalytic psychotherapy*, 10:91–107.
- Martins-Filho, P.R., Santos, V.S., & Santos, H.P. (2020). To breastfeed or not to breastfeed? Lack of evidence on the presence of SARS-CoV-2 in breastmilk of pregnant women with COVID-19. *Revista Panamericana de Salud Pública*: 44: e59.
<https://doi.org/10.26633/RPSP.2020.59>.
- Nwoke, W. O. (2004). *Stress management among Nigerian Army personnel*. Paper presented at 2 Division Nigeria Army Conference, Ibadan.
- Orsolini, L., Latini, R., Pompili, M., Serafini, G., Volpe, U., Vellante, F Fornaro, M., Valchera, A., Tomasetti, C., Fraticelli, S., Alessandrini, M., La Rovere, R., Trotta, S., Martinotti, G., Giannantonio, M., & De Berardis, D. (2020). Understanding the complex of suicide in depression: *Journal of psychiatry Investigation*. <https://www.ncbi.nlm.nih.gov/pmc/articles/PMC7113180/>
- Perrone, S., Giordano, M., Meoli, A., Deolmi, M., Marinelli, F., Messina, G., Lugani, P., Moretti, S., & Esposito, S (2020). Lack of viral transmission to preterm newborn from a COVID-19 positive breastfeeding mother at 11 days postpartum. *Journal of medical Virology*.
<https://doi.org/10.1002/jmv.26037>.
- Prasana (2020). Health is Wealth Essay | Essay on health is wealth for students and children in English. <https://www.aplustopper.com/health-is-wealth-essay>
- Seligman, M. (1992). *Learned optimism*. Australia: Random House.
- Serafini, G., Parmigiani, B., Amerio, A., Aguglia, A., Sher, L., & Amore, A. (2020). The psychological impact of COVID-19 on the mental health in the general population. *GJM* 113(8): 531–537. Published online 2020 Jun 30. *Journal of Public Health Emergency Collection*, (8): 531–

537. <https://doi.org/10.1093/qjmed/hcaa201>. www.
- Snehal, J. (2020). Assessing the impact of COVID-19 lockdown on physical activity and psychological status in individuals of various age groups using google forms. *International Journal of Health Sciences and Research* Vol.10; Issue: 10; October 2020.
https://www.ijhsr.org/IJHSR_Vol.10
- Stickley, A., & Koyanagi, A. (2016). Loneliness, common mental disorders and suicidal behavior: findings from a general population survey. *Journal of Affective Disorder*. 2016; 197:81–7.
<https://pubmed.ncbi.nlm.nih.gov/26971125/>
- Torales, J., O'Higgins, M., Castaldelli-Maia, J.M., & Ventriglio, A. (2020). The outbreak of COVID-19 coronavirus and its impact on global mental health. *International Journal Social Psychiatry* 2020; 66:317–320. [www.https://pubmed.ncbi.nlm.nih.gov/32233719/](https://pubmed.ncbi.nlm.nih.gov/32233719/)
- Wiley, K., & Andrew, N.G (2011), In Ray. M (2014) Guidance and counselling, what is counselling: Meaning, need and significance, [Online] <http://teachereducationguidanceandcounseling>.
- World Health Organization. (2020). Mental health and psychosocial considerations during the COVID-19 outbreak
<https://www.who.int/docs/default-source/coronaviruse/mental-health-considerations>
- Wu, P., Fang, Y., Guan, Z., Fan, B., Kong, J., Yao, Z., Liu, X., Fuller, C., Susser, E., Lu, J., Hoven, C.W. (2000). The psychological impact of the SARS epidemic on hospital employees in China: exposure, risk perception, and altruistic acceptance of risk. *Canadian Journal of Psychiatry*.
<https://pubmed.ncbi.nlm.nih.gov/19497162/>
- Yoon, S.M. & Katherine, S. (2020). How do counselors support clients during the coronavirus pandemic? [www.https://ct.counseling.org/2020/04/how-do-counselors-support-clients-during-the-coronavirus-pandemic/](https://ct.counseling.org/2020/04/how-do-counselors-support-clients-during-the-coronavirus-pandemic/)
- Zeng H, Xu, C., Fan, J., Tang, Y., Deng, Q., Zhang, W., & Long, X. (2020). Antibodies in infants born to mothers with COVID-19 pneumonia. *JAMA*. 2020;323(18):1848–9. <https://doi.org/10.1001/jama.2020.4861>.
- Zhai, Y., & Du, X. (2020). Loss and grief amidst COVID-19: a path to adaptation and resilience. *Brain Journal of brain behavior immunology*. [www.http://ncbi.nlm.nih.gov/pmc/articles/PMC7177068](http://ncbi.nlm.nih.gov/pmc/articles/PMC7177068)

TOWNSHIP AND STREET NAMING IN BULAWAYO: HISTORY AND GENDER ISSUES.

***Sikholiwe Dube**

Department of Languages, Faculty of Humanities and Social Sciences, Lupane State University,
P.O Box 170, Lupane

*Corresponding Author: sdube@lsu.ac.zw

ABSTRACT

In the African set up the naming philosophy is significant, and it has its historical bearing and ideologies. This study provides background analysis about how township and street naming was done in Bulawayo. The paper discusses the use of iconic leaders such as Mzilikazi, Lobengula, Nkulumane, Nguboyenja, Joshua Mqabuko Nkomo, Joshua Tongogara, Robert G. Mugabe and others in the naming of townships and streets in Bulawayo and other Zimbabwean towns. The study covered townships such as Mzilikazi, Lobengula, Nguboyenja, Nkulumane and the Bulawayo City which embraces these streets. Qualitative research methodology was used to study the township and street names in western suburbs of Bulawayo. In-depth semi-structured interviews were carried out with the Bulawayo City Council and local authorities who are involved in the naming process in the city. The study found that township and street naming in Bulawayo are gender insensitive given the obtaining reality that no township or street was named after any female iconic leader who played crucial roles in the liberation struggle of Zimbabwe. Therefore, the study recommends that during the process of township and street naming, gender equality needs to be taken into consideration. It is a historical fact that women also actively participated in the liberation struggle, and they too should be recognized and celebrated through the naming process in Zimbabwe.

Key Words: Township names; Street names; History; Culture; Gender

In the African context particularly in Zimbabwe, naming is a very fundamental occasion. It is also a reflection and mirror of a particular country or community. Names can be a repository of a people's past experiences that can be ordered into these in turn preserves the past experiences of a people (Ndlovu; 2013: 293). Against this background, it is no doubt that township and street naming in Bulawayo is purely for historical and socio-cultural reasons. Ntuli

(2016: 99) avers that "some of the place names...carry strong historical significance, particularly from the pre-colonial era, covering among other things the history of tribal battles and wars". It is an African custom that significant events, history of the country/city and iconic leaders are celebrated and remembered through naming. It is important to note that before the colonial era in Zimbabwe; schools, hospitals, towns, townships, roads, streets and many other

landscapes were given foreign names which had nothing to do with the country's history and culture. Snodia, Muguti and Mutami (2010) argue that colonialists renamed features in Zimbabwe in order to acquire full authority over the land. To this end, after Independence, African countries like Zimbabwe, South Africa, Botswana and others adopted a similar pattern of naming their landscapes after nationalist significant figures and this naming pattern is all about commemorating and celebrating the country's heroes and heroines. Therefore, Sibanda and Dube (2018: 50) assert that "the general tendency within the city of Bulawayo is that most suburbs have been named in honour of the revolutionary icons dating back to the Ndebele State and coming in of the Pioneer Column". The Pioneer Column was a group of first missionaries who migrated from South Africa to Zimbabwe for colonialisng the country and this group was led by Cecil John Rhodes. Therefore, the obtaining reality is that township and street naming in Bulawayo has a historical bearing among the Ndebele people of Bulawayo in Zimbabwe.

Most names given to townships in the western suburbs where the low income bracket stays predominantly black Africans of Bulawayo are originally Ndebele and they are merely a narration of the history of the Ndebele people particularly under King Mzilikazi in the Ndebele State. Therefore, townships in the Bulawayo western suburbs are named after prominent historical figures such as Mzilikazi, Lobengula, Nkulumane, Magwegwe, Njube, Tshabalala and among others. This highlight that every place name given to the high density residential suburbs by the Ndebele people in Bulawayo have a telling effect on the history of the city and

nation at large. In the same vein, on street naming, Mushati (2013: 2) points out that:

street names are an integral part of everyday communication since they are identity

makers for the landscape. They are used daily by residents and visitors to give

directions as homes and institutions are located in specific streets.

Therefore, street naming in the city centre preserves the history and cultural identity of Zimbabwe. It is significant to note that streets in the Bulawayo city centre were renamed after the Zimbabwe gained its independence in 1980 in order to deconstruct colonial supremacy. Kooloos (2009) argues that in Netherlands from around 1870 cities began to name the streets after persons. He further argues that they realised that they could commemorate and honour persons by naming streets after them. According to the Chronicle Newspaper dated 24 January 2015, the renaming of the streets in the Zimbabwe's two biggest cities was part and parcel of a nationwide process to break away from the symbols of Rhodesia's white dominated past. Against this background, more colonial names were changed to indiginous icons. As such, most of the street names in Harare and Bulawayo are directly derived from national heroes who actively participated in the Zimbabwean liberation struggle (both first and second Chimurenga).

In the Bulawayo city centre following streets; Joshua Mqabuko Nkomo, Joshua Tongogara, George Silundika, Herbert Chitepo, Leopard Takawira, Mugabe Way, Jason Moyo and among many are named after revolutionary leaders who largely contributed in the

formation of the country's history and cultural identity. However, in the Bulawayo city centre two streets (Fife and Fort streets) still maintain colonial names. Magudu, Tasara and Nicholas (2014: 72) argue that this is persistence of the colonial heritage. Therefore, renaming exercise needs to be done as a matter of urgency.

Street names in the city of Bulawayo like township names have a telling effect on the achievements of iconic leaders who actively participated in the liberation struggle for Zimbabwe. Kombo (2012), Chigugudza (2006) Lyons (1999) and the Zimbabwe People's Voice (1979) concur that women revolutionary combatants fought together with their men in the struggle to free their country from colonial rule. They also argue that women equally participated as their male counterparts in the national struggle to claim Zimbabwe. Lyons (1999: 3) points out that "... women fought side by side by with their men in the struggle, but as soon as the war was over they did not receive the sexual equality they had fought for". This reflects that Zimbabwe is a patriarchal nation where women are not considered as existing members of the state. Against this background, the obtaining reality is that township and street naming in Bulawayo is gender insensitive given that no township in the western suburbs and streets in the city centre are named after female revolutionary figures who played crucial roles in the liberation struggle for the nation. Women military figures are written out of history in Bulawayo. This indicates that during township and street naming occasions, gender representation was not taken into consideration, yet it is a historical fact that women like Sally Mugabe, Joyce Mujuru, Oppah Muchinguri Kashiri, Thenjiwe Lesabi, Margaret Dongo, Shuvai Mahofa,

Teurai Ropa and others also participated in the national liberation struggle. To this end, it is no doubt that township and street naming in Bulawayo too is patriarchal in nature. It is a male dominated ideology which tend to marginalize women, yet women also largely contributed in nation building. As such, they too need to be recognised and celebrated through the naming process.

Historical Background of Bulawayo

Bulawayo is the second largest city in Zimbabwe. According to Census Report (2012: 12) and Population Projections Thematic Report 2015: xvi) Bulawayo has a population of 653337. It is a multicultural city largely populated by the Ndebele speakers. It is also one of the oldest and most culturally and historically important city in the country. Originally, Bulawayo was the capital of the Ndebele State during the time of king Mzilikazi and the city was founded by king Mzilikazi at around 1840 (Pindula.co.za). Sibanda and Dube (2018:44) indicate that "Bulawayo was one of the cities where king Mzilikazi held court and extended political authority over Ndebele society from the 1830s to 1870s". They continue to argue that Mzilikazi had led the migration of the Ndebele people out of Zululand in the early 1820s and settled in Matabeleland, re-establishing his *Mhlahlandlela* court as the administrative capital of the Ndebele society in Bulawayo. According to the Chronicle 31 May 2014, the city's residential areas were located separately according to the people's races; Europeans, Africans, Indians and coloreds. White people's suburbs are located on the eastern side of the city while indigenous people are confined to the western suburbs also known as the old locations where low income black people predominantly reside. It

is significant to note that the township and street names in Bulawayo are a reservoir of the history of the Ndebele people in Bulawayo as well as, the nation at large. History of Bulawayo is documented in the streets and townships, given that townships and streets are named after nationalist prominent figures who contributed largely in the national liberation struggle.

Township names in the western suburbs of Bulawayo visa-vis History of the Ndebele people and gender aspect.

This section is a critical analysis of township names that are eloquent with the history of the Ndebele people in Bulawayo and the nation at large. Magudu *et al* (2014: 74) avers that “a name is an important form of identity of a particular place and at times can tell a story”. While Nyathi on the Sunday Mail dated 26 May 2019, argues that naming gives identity to something or a tag to that which has been named. This means township names in the city identifies Bulawayo as a city with its diverse historical and cultural background.

On the same vein Ndlovu (2013: 292) points out that:

The names that people give to places can be clues to the history of the name giver

or aspects of national and world history. Toponyms given by Ndebele and those

found in the Ndebele habitats reflect the history of the Ndebele and indeed of

Zimbabwe.

Against this backdrop, township names in the western suburbs of Bulawayo carry and preserve the history of the Ndebele state under king Mzilikazi. When the Ndebele people and king Mzilikazi arrived in Bulawayo they named old locations in the western suburbs after prominent figures in the Ndebele State. To buttress this argument, Ndlovu (2013: 293) contend that “names of the Ndebele royal family, who are the Mtungwas are used as toponyms in Bulawayo urban, as a way of preserving Ndebele royal history”. This indicates that toponyms (place names) are a reservoir of the historical experiences or events of a particular community in a given time. Chabata (2012) in Jenjekwa (2018) argue that in traditional African society, toponymic inscription was a process to preserve memory by allocating place names that reflect important historical events. As such, the obtaining reality is that in Bulawayo, townships are not given mere names, instead they are named after the prominent figures of the royal family in the Ndebele State. This naming system was done deliberately to author and preserve the history of Ndebele people under king Mzilikazi. Ndlovu (2013) give the following naming pattern of the Bulawayo western suburbs;

Township Name	Prominent Royal Figure
Mzilikazi	Named after the first Ndebele King
Lobengula	Named in memory of Mzilikazi's son Lobhengula

Magwegwe	One of the King Mzilikazi's Chiefs
Matshobana	Chief of the Mtungwas and Mzilikazi's father
Nkulumane	Mzilikazi's eldest son who was killed for succeeding his Father King Mzilikazi when he was thought to be dead.
Njube	Son to Lobengula
Sidojiwe	Son to Lobengula
Nguboyenja	Son to Lobengula

Therefore, townships in the Bulawayo western suburbs are named after the royal family in the Ndebele State such as Mzilikazi, Lobengula, Nkulumane, Magwegwe, Njube, Sidojiwe and among others. It is important to note that most of the names given to old locations in the western suburbs of Bulawayo are a chronicle of the genealogy of king Mzilikazi. This highlight that every place name given to the high density residential suburbs by the Ndebele people in Bulawayo have a telling effect on the history of the city and nation at large. Against this background, Ndlovu (2013) notes that a trend in toponyms is not limited to Ndebele only, also in America and South Africa place names are derived from prominent historical figures or important politicians of the time. This means similar naming pattern is used in America and South Africa.

To this end, the obtaining reality is that significant women of the royal family under king Mzilikazi are not celebrated and remembered through naming in Bulawayo; instead men prominent figures are mostly celebrated and commemorated through the naming of townships in the western suburbs of Bulawayo. This raises a lot of questions that relates to gender inequalities in Zimbabwe and particularly in Bulawayo. Mpofu in an interview on the 21st of June 2019 in Bulawayo at his home stead in Lobhengula mentioned that gender inequality

in township naming in Bulawayo is drawn from the fact that the Ndebele state itself was patriarchal in nature. He went on to depict that women were considered as children and they were not involved in state politics and other important activities. On the same vein, Ndlovu (2005: 4) advances the argument that:

Enlightenment thinking elevated the male gender as only species capable of transforming society. Male activities were considered important; particularly participating in warfare, role in state formation and expansion of empires.

To buttress Mpofu's argument Guy (1990) in Ndlovu (2008) asserts that "the Ndebele state was a male dominated society and as such women were perpetually considered to be minors (*abesintwana*). Against this background, Ndlovu (2008) indicates that:

The Ndebele governance was also characterised by patriarchal dominance...

Ndebele patriarchal ideology exalted the leadership of older men. Women, young men and captives, generally stood

outside the centre of power (pg 78).

Women were not allowed to partake in national issues such as war and they

were not represented in the public forums such as *umphakathi* and *izikhulu*

where national issues were debated and discussed. ...

Politics was a preserve

of men (pg 81).

However, according to Ndlovu (2008) in the Ndebele State they were few exceptionally influential women like Mncengence the sister to king Lobengula. He indicates that she enjoyed reflected power and authority from her brother. Mahamba (1996) proclaims that Mncengence had a lot of cattle and she played crucial roles such as advising the king on state politics issues. Furthermore, history relates that Lozikeyi, Lobengula's senior wife is mentioned as an important figure in the royal family. She was known for rain making rituals and she was trusted for taking control over the sacred state medicine. During the fall of the Ndebele state she played a crucial role in the resistance of 1896 colonialist war through making war medicines and she became a focal point of Ndebele opposition of the British rule (Ndlovu, 2008: 85). On the same note, Nyathi and Clarke (2011) argue that Lozikeyi was a prominent and inspirational Ndebele woman given that she was one of the anti-colonial revolts as she resisted the European occupation of Matabeleland after the colonial war.

According to Ndlovu (2005) in his majestic study about Women's Voices in the pre-colonial Zimbabwe, women like Loziba

(Mzilikazi's senior wife), Mwaka Nxumalo (mother to Nkulumane), Fulatha Tshabalala (Lobengula's mother) and Nompethu (Mzilikazi's mother) and among others are mentioned as powerful women in the royal family on virtue of their positions as queens in the Ndebele State. However, their historical proficiencies were not recognised and celebrated in the Ndebele State through naming of townships in the Bulawayo western suburbs. Until this day no townships are named after these powerful women except Tshabalala location which is named after Fulatha Tshabalala the mother to Lobengula. In the Chronicle News Paper dated 31 May 2014, Tshabalala is the totem of King Lobengula's mother, Fulatha a woman of Swazi extraction.

To this end, these women's male counterparts among Mzilikazi, Lobengula, Matshobana, Magwegwe, Nkulumane, Njube, Nguboyenja, and Sidojiwe were celebrated through the naming of townships in the capital (Bulawayo) of the Ndebele State. The township naming event excluded women and Ndlovu (2005) mentions that among the most popular works on the pre-colonial history of Zimbabwe very little is said about these powerful women... these women are mentioned in passing and are not included as representatives of women in history. Jenjekwa (2018: 54) alludes that "... toponym is a critical memory bank of the historical, economic, religious and socio-political developments within a community". Therefore, the naming practice in Bulawayo old locations is actually a reflection of historical and socio-cultural reality of the Ndebele people. The township naming system tend to underestimate the role played by these prominent Ndebele women in the Ndebele State given that this naming pattern was driven by patriarchal ideologies.

Street Names in Bulawayo City Centre and History of Zimbabwe and Gender Issues

This section is a critical analysis of street names in the city of Bulawayo and their reflection of the history of the nation. Mushati (2013: 2) state that “street names are an integral part of everyday communication since they are identity makers for the landscape. They are used daily by residents and visitors to give directions as homes and institutions are located in specific streets”. In an interview with Sithole the Bulawayo City Council Committee Officer for Town and Planning Services, he mentioned that street naming in Bulawayo is not an exercise that cannot be done by an individual; instead it is an exercise that requires a communal effort as well as, government. On the same vein, in a study in Netherlands carried out by Kooloos (2009) about street names, it is indicated that the process of naming streets was done by committee composed of council members and outside experts (from the postal services, emergence department and local historians) in most cities after any war. It is a fact that after Zimbabwe independence in 1980, street names which carried colonial names were renamed with names of prominent national figures. Therefore, the Bulawayo City Council in 1990 adopted a Place Name: Guidelines for the Naming/Renaming of Public Features. The guideline state that place names for features should be drawn from heroes buried at heroes acre, those accorded state funerals, deceased local leaders, historic event, natural features, flora and fauna, international events and among other issues. As such the Bulawayo City Council chose to name streets in the city centre after national heroes. Critically, the guideline is silent about naming features after heroines and in interview, Sithole the Town

Planning Officer on the 17th of June 2019 hinted that this could be based on the fact that Zimbabwe is a patriarchal nation where women are considered as silent members of the country. As such street names in Bulawayo have a telling effect on the achievement of heroes who actively participated in the liberation struggle for Zimbabwe. While accomplishments of prominent women is not authored in the streets.

Street names are not a mere sign posts, but are a way of teaching history (The Herald 10 August 2011). Mushati (2013: 2) advances the argument that “the naming of streets is deemed an act of speaking about and remembering shared experiences and values hence, an analysis of individual ononyms (street names) should yield an enriching understanding of a nation’s cultural identities, its constitutive history, the degree of national consciousness and ideological persuasion”. The history of Zimbabwe is seen through the lives of nationalist figures whose names are authored in the streets in the Bulawayo city center and other towns respectively. Therefore, street naming in the Bulawayo city centre preserve history, identity and culture of city and the nation at large. The national political heroes whose history is documented in the streets in the Bulawayo city center include the former president Robert G. Mugabe, the late Joshua Mqabuko Nkomo (who was the vice president of Zimbabwe), Herbert Chitepo (chairman of Zimbabwe African National Union), Josiah Tongogara (ZANLA commander in Chief), George Silundika (ZAPU MP), Jason Moyo (Founder of the Zimbabwe’s People Revolutionary Army) and others. As such, most of these streets are named after these mentioned nationalist iconic leaders who largely contributed in the

formation of the country's history and identity. Mushati (2013: 6) notes that as "nationalist figures, they occupy a prestigious position in national narratives because their deeds are widely known and respected in the country...". As well, their contribution to the liberation struggle is not only documented in the streets, it is also well documented in the novels, poems and in academic research.

However, Chigugudza (2006:31) postulates that "... the story of the liberation struggle cannot be complete without any analysis of the role of women played in the guerrilla warfare revolutions". This is evidence enough that women also contributed in the national liberation struggle to attain independence. Lyons (1999: 3) avers that "... women fought side by side with their men in the struggle, but as soon as the war was over they did not receive the sexual equality they had fought for". This means they are not recognised for their struggles, yet these Zimbabwean significant women played crucial roles of revolting against colonialists. This was a strategy to claim back their country. Mpofu in an interview on the 21st of June 2019 at his homestead at the Bulawayo western suburbs argued that the Zimbabwean women ex-combatants included Sally Mugabe, Joyce Mujuru, Oppah Muchinguri, Thenjiwe Lesabi, Nehanda Nyakasikana, Margaret Dongo, Shuvai Mahofa, Teurai Ropa and among many. These powerful women are not remembered and celebrated in the street naming in Zimbabwe particularly in Bulawayo. Sithole in an interview stated that it is true that they are not remembered through street naming, but they are given small institutions such as orphanages and schools as a token of appreciation (the case of the late Sally Mugabe) and others such as Joyce Mujuru and Oppah Muchinguri have

been given small political position in the government, a strategy just, but to silence women. History seems to be silent about other women who also took part in the liberation struggle. This reflect that street naming in Bulawayo is driven by patriarchal ideologies.

Conclusion and Recommendations

Township and street naming in Bulawayo is a very significant exercise that is purely for socio-cultural, identity and historical reasons. In Bulawayo, townships and street names have been used to preserve the history of Bulawayo and the nation respectively and this history is passed down from one generation to the other in an endeavor to remember and celebrate these nationalist iconic leaders. However, it is no doubt that township and street naming in Bulawayo is patriarchal in nature. It is a fact that Bulawayo is patriarchal in nature and the place naming system is gender insensitive, it tends to marginalise women figures, yet women also contributed in the struggle for liberation. History is silent about the celebration of the powerful women in the Ndebele State and those played crucial roles in nation building in Zimbabwe. Therefore, the study recommends that during the process of township and street naming, gender equality needs to be taken into consideration. It is a historical fact that women also actively participated in the liberation struggle and they too should be recognised and celebrated through the naming process. As well, it is the recommendation of the study that some of the streets that still retain colonial names in the Bulawayo city centre needs to be renamed as a matter of urgency because this still reminds the inhabitants of the colonial era which was exploitative to the black Africans. The study recommends that women should be

recognised in the public forums because they are equally important as men. The country

References

Census (2012). **National Report**: Harare: Zimbabwe.

Chabata E. (2012). Feature Names and Identity in Zimbabwe: **Oslo Studies in Language**.

Clarke M. F. and Nyathi P. (2011). **Lozikeyi Dlodlo Queen of the Ndebele: "A very Dangerous and Intriguing Woman"**. Amagugu Publishers: Zimbabwe.

Chogugudza P. (2006). Gender and War: Zimbabwean Women and the Liberation Struggle: **War and Journal Issue**.

Guy J. (1990). **Gender Oppression in Southern Africa's Pre-Capitalist Societies**. In Walker, C. (ed.). Women and Gender in Southern Africa to 1945. Cape Town: David Philip.

Jenjekwa V. (2018). **A Toponymic Perspective on Zimbabwe's Post 2000 Land Reform Program (3rd Chimurenga)**; PhD Thesis; UNISA; SA

Kombo E. E. (2012). **Women in National Liberation Was in the Settler Colonies of Kenya and Zimbabwe: Pathways to Political Empowerment**: PhD Thesis: University of York.

Kooloos R. (2009). **The Story of Street Names in Netherlands; A Comparative Analysis of Themes used in Street Naming in Noord-Brabant and Holland, 1859-1939**

must speak out about the historical experiences of women.

Lyons T. (1999). **Guns and Guerilla women in the Zimbabwean National Liberation Struggle**; University of Adelaide: South Australia

Magudu S. et al (2014). Deconstructing the Colonial Legacy through the Naming Process in Independent Zimbabwe: **Journal of Studies in Social Science**.

Magudu, S. Muguti, T and Mutami N. (2010) Political Dialoguing Through the Naming Process: The Case of Colonial Zimbabwe (1890-1980). **The Journal of Pan African Studies**, vol.3, no.10:16-30

Mahamba B (1996). **Women in the History of the Ndebele.**" MA. Thesis: University of Zimbabwe: Zimbabwe.

Mpofu M. Interviews

Musemwa M. (2010). A Tale of Two Cities. The Evolution of the City of Bulawayo and Makokoba Township under Conditions of Water scarcity, 1894-1953: **South African Historical Journal**

Mushati A. (2013). Street naming as Author (Iz) ING the Collective Memory of the Nation: Masvingo's Mucheke suburb in Zimbabwe; **International Journal of Asian Science**.

Ndlovu S. (2013). Historicity of some Ndebele Toponyms in Zimbabwe: **Greener Journal of Social Sciences**.

Ndlovu S. J. (2008). Who Ruled with a Spear? Rethinking the form of Governance in the Ndebele State: **African Studies Quarterly; Volume 10**

Ndlovu S. J (2005). Can Women's Voices be Recovered from the Past? Grabbling with the

Absence of Women Voices in Pre-Colonial Zimbabwe: **Wagadu Volume 2.**

Ntuli S. The Historical Dimensions of Place Names in KwaZulu Natal: **Journal of the Names Society of Southern Africa.**

Nyathi, P. (2014) “**Bulawayo Township Names: A History Narrative**” Bulawayo 24 News, 1 June, Online: [www.bulawayo24.com/index-id-opinion-sc-](http://www.bulawayo24.com/index-id-opinion-sc-columnist-byo-48370.html)

columnist-byo-48370.html

Accessed:

16/09/16

Population Projections Thematic Report (2015) **ZIMSTART**: Harare: Zimbabwe.

Sibanda N. and Dube S. (Re) Collecting the Memory of Bulawayo through Naming in Short Writings from Bulawayo; **European Journal of English and Literature Studies; Volume 6.**

TOWNSHIP AND STREET NAMING IN BULAWAYO: HISTORY AND GENDER ISSUES.

***Sikholiwe Dube**

Department of Languages, Faculty of Humanities and Social Sciences, Lupane State University, P.O Box 170, Lupane

*Corresponding Author: sdube@lsu.ac.zw

ABSTRACT

In the African set up the naming philosophy is significant, and it has its historical bearing and ideologies. This study provides background analysis about how township and street naming was done in Bulawayo. The paper discusses the use of iconic leaders such as Mzilikazi, Lobengula, Nkulumane, Nguboyenja, Joshua Mqabuko Nkomo, Joshua Tongogara, Robert G. Mugabe and others in the naming of townships and streets in Bulawayo and other Zimbabwean towns. The study covered townships such as Mzilikazi, Lobengula, Nguboyenja, Nkulumane and the Bulawayo City which embraces these streets. Qualitative research methodology was used to study the township and street names in western suburbs of Bulawayo. In-depth semi-structured interviews were carried out with the Bulawayo City Council and local authorities who are involved in the naming process in the city. The study found that township and street naming in Bulawayo are gender insensitive given the obtaining reality that no township or street was named after any female iconic leader who played crucial roles in the liberation struggle of Zimbabwe. Therefore, the study recommends that during the process of township and street naming, gender equality needs to be taken into consideration. It is a historical fact that women also actively participated in the liberation struggle, and they too should be recognized and celebrated through the naming process in Zimbabwe.

Key Words: Township names; Street names; History; Culture; Gender

In the African context particularly in Zimbabwe, naming is a very fundamental occasion. It is also a reflection and mirror of a particular country or community. Names can be a repository of a people's past experiences that can be ordered into these in turn preserves the past experiences of a people (Ndlovu; 2013: 293). Against this background, it is no doubt that township and street naming in Bulawayo is purely for historical and socio-cultural reasons. Ntuli

(2016: 99) avers that "some of the place names...carry strong historical significance, particularly from the pre-colonial era, covering among other things the history of tribal battles and wars". It is an African custom that significant events, history of the country/city and iconic leaders are celebrated and remembered through naming. It is important to note that before the colonial era in Zimbabwe; schools, hospitals, towns, townships, roads, streets and many other

landscapes were given foreign names which had nothing to do with the country's history and culture. Snodia, Muguti and Mutami (2010) argue that colonialists renamed features in Zimbabwe in order to acquire full authority over the land. To this end, after Independence, African countries like Zimbabwe, South Africa, Botswana and others adopted a similar pattern of naming their landscapes after nationalist significant figures and this naming pattern is all about commemorating and celebrating the country's heroes and heroines. Therefore, Sibanda and Dube (2018: 50) assert that "the general tendency within the city of Bulawayo is that most suburbs have been named in honour of the revolutionary icons dating back to the Ndebele State and coming in of the Pioneer Column". The Pioneer Column was a group of first missionaries who migrated from South Africa to Zimbabwe for colonialisng the country and this group was led by Cecil John Rhodes. Therefore, the obtaining reality is that township and street naming in Bulawayo has a historical bearing among the Ndebele people of Bulawayo in Zimbabwe.

Most names given to townships in the western suburbs where the low income bracket stays predominantly black Africans of Bulawayo are originally Ndebele and they are merely a narration of the history of the Ndebele people particularly under King Mzilikazi in the Ndebele State. Therefore, townships in the Bulawayo western suburbs are named after prominent historical figures such as Mzilikazi, Lobengula, Nkulumane, Magwegwe, Njube, Tshabalala and among others. This highlight that every place name given to the high density residential suburbs by the Ndebele people in Bulawayo have a telling effect on the history of the city and

nation at large. In the same vein, on street naming, Mushati (2013: 2) points out that:

street names are an integral part of everyday communication since they are identity

makers for the landscape. They are used daily by residents and visitors to give

directions as homes and institutions are located in specific streets.

Therefore, street naming in the city centre preserves the history and cultural identity of Zimbabwe. It is significant to note that streets in the Bulawayo city centre were renamed after the Zimbabwe gained its independence in 1980 in order to deconstruct colonial supremacy. Kooloos (2009) argues that in Netherlands from around 1870 cities began to name the streets after persons. He further argues that they realised that they could commemorate and honour persons by naming streets after them. According to the Chronicle Newspaper dated 24 January 2015, the renaming of the streets in the Zimbabwe's two biggest cities was part and parcel of a nationwide process to break away from the symbols of Rhodesia's white dominated past. Against this background, more colonial names were changed to indiginous icons. As such, most of the street names in Harare and Bulawayo are directly derived from national heroes who actively participated in the Zimbabwean liberation struggle (both first and second Chimurenga).

In the Bulawayo city centre following streets; Joshua Mqabuko Nkomo, Joshua Tongogara, George Silundika, Herbert Chitepo, Leopard Takawira, Mugabe Way, Jason Moyo and among many are named after revolutionary leaders who largely contributed in the

formation of the country's history and cultural identity. However, in the Bulawayo city centre two streets (Fife and Fort streets) still maintain colonial names. Magudu, Tasara and Nicholas (2014: 72) argue that this is persistence of the colonial heritage. Therefore, renaming exercise needs to be done as a matter of urgency.

Street names in the city of Bulawayo like township names have a telling effect on the achievements of iconic leaders who actively participated in the liberation struggle for Zimbabwe. Kombo (2012), Chigugudza (2006) Lyons (1999) and the Zimbabwe People's Voice (1979) concur that women revolutionary combatants fought together with their men in the struggle to free their country from colonial rule. They also argue that women equally participated as their male counterparts in the national struggle to claim Zimbabwe. Lyons (1999: 3) points out that "... women fought side by side by with their men in the struggle, but as soon as the war was over they did not receive the sexual equality they had fought for". This reflects that Zimbabwe is a patriarchal nation where women are not considered as existing members of the state. Against this background, the obtaining reality is that township and street naming in Bulawayo is gender insensitive given that no township in the western suburbs and streets in the city centre are named after female revolutionary figures who played crucial roles in the liberation struggle for the nation. Women military figures are written out of history in Bulawayo. This indicates that during township and street naming occasions, gender representation was not taken into consideration, yet it is a historical fact that women like Sally Mugabe, Joyce Mujuru, Oppah Muchinguri Kashiri, Thenjiwe Lesabi, Margaret Dongo, Shuvai Mahofa,

Teurai Ropa and others also participated in the national liberation struggle. To this end, it is no doubt that township and street naming in Bulawayo too is patriarchal in nature. It is a male dominated ideology which tend to marginalize women, yet women also largely contributed in nation building. As such, they too need to be recognised and celebrated through the naming process.

Historical Background of Bulawayo

Bulawayo is the second largest city in Zimbabwe. According to Census Report (2012: 12) and Population Projections Thematic Report 2015: xvi) Bulawayo has a population of 653337. It is a multicultural city largely populated by the Ndebele speakers. It is also one of the oldest and most culturally and historically important city in the country. Originally, Bulawayo was the capital of the Ndebele State during the time of king Mzilikazi and the city was founded by king Mzilikazi at around 1840 (Pindula.co.za). Sibanda and Dube (2018:44) indicate that "Bulawayo was one of the cities where king Mzilikazi held court and extended political authority over Ndebele society from the 1830s to 1870s". They continue to argue that Mzilikazi had led the migration of the Ndebele people out of Zululand in the early 1820s and settled in Matabeleland, re-establishing his *Mhlahlandlela* court as the administrative capital of the Ndebele society in Bulawayo. According to the Chronicle 31 May 2014, the city's residential areas were located separately according to the people's races; Europeans, Africans, Indians and coloreds. White people's suburbs are located on the eastern side of the city while indigenous people are confined to the western suburbs also known as the old locations where low income black people predominantly reside. It

is significant to note that the township and street names in Bulawayo are a reservoir of the history of the Ndebele people in Bulawayo as well as, the nation at large. History of Bulawayo is documented in the streets and townships, given that townships and streets are named after nationalist prominent figures who contributed largely in the national liberation struggle.

Township names in the western suburbs of Bulawayo visa-vis History of the Ndebele people and gender aspect.

This section is a critical analysis of township names that are eloquent with the history of the Ndebele people in Bulawayo and the nation at large. Magudu *et al* (2014: 74) avers that “a name is an important form of identity of a particular place and at times can tell a story”. While Nyathi on the Sunday Mail dated 26 May 2019, argues that naming gives identity to something or a tag to that which has been named. This means township names in the city identifies Bulawayo as a city with its diverse historical and cultural background.

On the same vein Ndlovu (2013: 292) points out that:

The names that people give to places can be clues to the history of the name giver
or aspects of national and world history. Toponyms given by Ndebele and those
found in the Ndebele habitats reflect the history of the Ndebele and indeed of

Zimbabwe.

Against this backdrop, township names in the western suburbs of Bulawayo carry and preserve the history of the Ndebele state under king Mzilikazi. When the Ndebele people and king Mzilikazi arrived in Bulawayo they named old locations in the western suburbs after prominent figures in the Ndebele State. To buttress this argument, Ndlovu (2013: 293) contend that “names of the Ndebele royal family, who are the Mtungwas are used as toponyms in Bulawayo urban, as a way of preserving Ndebele royal history”. This indicates that toponyms (place names) are a reservoir of the historical experiences or events of a particular community in a given time. Chabata (2012) in Jenjekwa (2018) argue that in traditional African society, toponymic inscription was a process to preserve memory by allocating place names that reflect important historical events. As such, the obtaining reality is that in Bulawayo, townships are not given mere names, instead they are named after the prominent figures of the royal family in the Ndebele State. This naming system was done deliberately to author and preserve the history of Ndebele people under king Mzilikazi. Ndlovu (2013) give the following naming pattern of the Bulawayo western suburbs;

Township Name	Prominent Royal Figure
Mzilikazi	Named after the first Ndebele King
Lobengula	Named in memory of Mzilikazi's son Lobhengula

Magwegwe	One of the King Mzilikazi's Chiefs
Matshobana	Chief of the Mtungwas and Mzilikazi's father
Nkulumane	Mzilikazi's eldest son who was killed for succeeding his Father King Mzilikazi when he was thought to be dead.
Njube	Son to Lobengula
Sidojiwe	Son to Lobengula
Nguboyenja	Son to Lobengula

Therefore, townships in the Bulawayo western suburbs are named after the royal family in the Ndebele State such as Mzilikazi, Lobengula, Nkulumane, Magwegwe, Njube, Sidojiwe and among others. It is important to note that most of the names given to old locations in the western suburbs of Bulawayo are a chronicle of the genealogy of king Mzilikazi. This highlight that every place name given to the high density residential suburbs by the Ndebele people in Bulawayo have a telling effect on the history of the city and nation at large. Against this background, Ndlovu (2013) notes that a trend in toponyms is not limited to Ndebele only, also in America and South Africa place names are derived from prominent historical figures or important politicians of the time. This means similar naming pattern is used in America and South Africa.

To this end, the obtaining reality is that significant women of the royal family under king Mzilikazi are not celebrated and remembered through naming in Bulawayo; instead men prominent figures are mostly celebrated and commemorated through the naming of townships in the western suburbs of Bulawayo. This raises a lot of questions that relates to gender inequalities in Zimbabwe and particularly in Bulawayo. Mpofu in an interview on the 21st of June 2019 in Bulawayo at his home stead in Lobhengula mentioned that gender inequality

in township naming in Bulawayo is drawn from the fact that the Ndebele state itself was patriarchal in nature. He went on to depict that women were considered as children and they were not involved in state politics and other important activities. On the same vein, Ndlovu (2005: 4) advances the argument that:

Enlightenment thinking elevated the male gender as only species capable of transforming society. Male activities were considered important; particularly participating in warfare, role in state formation and expansion of empires.

To buttress Mpofu's argument Guy (1990) in Ndlovu (2008) asserts that "the Ndebele state was a male dominated society and as such women were perpetually considered to be minors (*abesintwana*). Against this background, Ndlovu (2008) indicates that:

The Ndebele governance was also characterised by patriarchal dominance...

Ndebele patriarchal ideology exalted the leadership of older men. Women, young men and captives, generally stood

outside the centre of power (pg 78).

Women were not allowed to partake in national issues such as war and they

were not represented in the public forums such as *umphakathi* and *izikhulu*

where national issues were debated and discussed. ...

Politics was a preserve

of men (pg 81).

However, according to Ndlovu (2008) in the Ndebele State they were few exceptionally influential women like Mncengence the sister to king Lobengula. He indicates that she enjoyed reflected power and authority from her brother. Mahamba (1996) proclaims that Mncengence had a lot of cattle and she played crucial roles such as advising the king on state politics issues. Furthermore, history relates that Lozikeyi, Lobengula's senior wife is mentioned as an important figure in the royal family. She was known for rain making rituals and she was trusted for taking control over the sacred state medicine. During the fall of the Ndebele state she played a crucial role in the resistance of 1896 colonialist war through making war medicines and she became a focal point of Ndebele opposition of the British rule (Ndlovu, 2008: 85). On the same note, Nyathi and Clarke (2011) argue that Lozikeyi was a prominent and inspirational Ndebele woman given that she was one of the anti-colonial revolts as she resisted the European occupation of Matabeleland after the colonial war.

According to Ndlovu (2005) in his majestic study about Women's Voices in the pre-colonial Zimbabwe, women like Loziba

(Mzilikazi's senior wife), Mwaka Nxumalo (mother to Nkulumane), Fulatha Tshabalala (Lobengula's mother) and Nompethu (Mzilikazi's mother) and among others are mentioned as powerful women in the royal family on virtue of their positions as queens in the Ndebele State. However, their historical proficiencies were not recognised and celebrated in the Ndebele State through naming of townships in the Bulawayo western suburbs. Until this day no townships are named after these powerful women except Tshabalala location which is named after Fulatha Tshabalala the mother to Lobengula. In the Chronicle News Paper dated 31 May 2014, Tshabalala is the totem of King Lobengula's mother, Fulatha a woman of Swazi extraction.

To this end, these women's male counterparts among Mzilikazi, Lobengula, Matshobana, Magwegwe, Nkulumane, Njube, Nguboyenja, and Sidojiwe were celebrated through the naming of townships in the capital (Bulawayo) of the Ndebele State. The township naming event excluded women and Ndlovu (2005) mentions that among the most popular works on the pre-colonial history of Zimbabwe very little is said about these powerful women... these women are mentioned in passing and are not included as representatives of women in history. Jenjekwa (2018: 54) alludes that "... toponym is a critical memory bank of the historical, economic, religious and socio-political developments within a community". Therefore, the naming practice in Bulawayo old locations is actually a reflection of historical and socio-cultural reality of the Ndebele people. The township naming system tend to underestimate the role played by these prominent Ndebele women in the Ndebele State given that this naming pattern was driven by patriarchal ideologies.

Street Names in Bulawayo City Centre and History of Zimbabwe and Gender Issues

This section is a critical analysis of street names in the city of Bulawayo and their reflection of the history of the nation. Mushati (2013: 2) state that “street names are an integral part of everyday communication since they are identity makers for the landscape. They are used daily by residents and visitors to give directions as homes and institutions are located in specific streets”. In an interview with Sithole the Bulawayo City Council Committee Officer for Town and Planning Services, he mentioned that street naming in Bulawayo is not an exercise that cannot be done by an individual; instead it is an exercise that requires a communal effort as well as, government. On the same vein, in a study in Netherlands carried out by Kooloos (2009) about street names, it is indicated that the process of naming streets was done by committee composed of council members and outside experts (from the postal services, emergence department and local historians) in most cities after any war. It is a fact that after Zimbabwe independence in 1980, street names which carried colonial names were renamed with names of prominent national figures. Therefore, the Bulawayo City Council in 1990 adopted a Place Name: Guidelines for the Naming/Renaming of Public Features. The guideline state that place names for features should be drawn from heroes buried at heroes acre, those accorded state funerals, deceased local leaders, historic event, natural features, flora and fauna, international events and among other issues. As such the Bulawayo City Council chose to name streets in the city centre after national heroes. Critically, the guideline is silent about naming features after heroines and in interview, Sithole the Town

Planning Officer on the 17th of June 2019 hinted that this could be based on the fact that Zimbabwe is a patriarchal nation where women are considered as silent members of the country. As such street names in Bulawayo have a telling effect on the achievement of heroes who actively participated in the liberation struggle for Zimbabwe. While accomplishments of prominent women is not authored in the streets.

Street names are not a mere sign posts, but are a way of teaching history (The Herald 10 August 2011). Mushati (2013: 2) advances the argument that “the naming of streets is deemed an act of speaking about and remembering shared experiences and values hence, an analysis of individual ononyms (street names) should yield an enriching understanding of a nation’s cultural identities, its constitutive history, the degree of national consciousness and ideological persuasion”. The history of Zimbabwe is seen through the lives of nationalist figures whose names are authored in the streets in the Bulawayo city center and other towns respectively. Therefore, street naming in the Bulawayo city centre preserve history, identity and culture of city and the nation at large. The national political heroes whose history is documented in the streets in the Bulawayo city center include the former president Robert G. Mugabe, the late Joshua Mqabuko Nkomo (who was the vice president of Zimbabwe), Herbert Chitepo (chairman of Zimbabwe African National Union), Josiah Tongogara (ZANLA commander in Chief), George Silundika (ZAPU MP), Jason Moyo (Founder of the Zimbabwe’s People Revolutionary Army) and others. As such, most of these streets are named after these mentioned nationalist iconic leaders who largely contributed in the

formation of the country's history and identity. Mushati (2013: 6) notes that as "nationalist figures, they occupy a prestigious position in national narratives because their deeds are widely known and respected in the country...". As well, their contribution to the liberation struggle is not only documented in the streets, it is also well documented in the novels, poems and in academic research.

However, Chigugudza (2006:31) postulates that "... the story of the liberation struggle cannot be complete without any analysis of the role of women played in the guerrilla warfare revolutions". This is evidence enough that women also contributed in the national liberation struggle to attain independence. Lyons (1999: 3) avers that "... women fought side by side with their men in the struggle, but as soon as the war was over they did not receive the sexual equality they had fought for". This means they are not recognised for their struggles, yet these Zimbabwean significant women played crucial roles of revolting against colonialists. This was a strategy to claim back their country. Mpofu in an interview on the 21st of June 2019 at his homestead at the Bulawayo western suburbs argued that the Zimbabwean women ex-combatants included Sally Mugabe, Joyce Mujuru, Oppah Muchinguri, Thenjiwe Lesabi, Nehanda Nyakasikana, Margaret Dongo, Shuvai Mahofa, Teurai Ropa and among many. These powerful women are not remembered and celebrated in the street naming in Zimbabwe particularly in Bulawayo. Sithole in an interview stated that it is true that they are not remembered through street naming, but they are given small institutions such as orphanages and schools as a token of appreciation (the case of the late Sally Mugabe) and others such as Joyce Mujuru and Oppah Muchinguri have

been given small political position in the government, a strategy just, but to silence women. History seems to be silent about other women who also took part in the liberation struggle. This reflects that street naming in Bulawayo is driven by patriarchal ideologies.

Conclusion and Recommendations

Township and street naming in Bulawayo is a very significant exercise that is purely for socio-cultural, identity and historical reasons. In Bulawayo, townships and street names have been used to preserve the history of Bulawayo and the nation respectively and this history is passed down from one generation to the other in an endeavor to remember and celebrate these nationalist iconic leaders. However, it is no doubt that township and street naming in Bulawayo is patriarchal in nature. It is a fact that Bulawayo is patriarchal in nature and the place naming system is gender insensitive, it tends to marginalise women figures, yet women also contributed in the struggle for liberation. History is silent about the celebration of the powerful women in the Ndebele State and those played crucial roles in nation building in Zimbabwe. Therefore, the study recommends that during the process of township and street naming, gender equality needs to be taken into consideration. It is a historical fact that women also actively participated in the liberation struggle and they too should be recognised and celebrated through the naming process. As well, it is the recommendation of the study that some of the streets that still retain colonial names in the Bulawayo city centre needs to be renamed as a matter of urgency because this still reminds the inhabitants of the colonial era which was exploitative to the black Africans. The study recommends that women should be

recognised in the public forums because they are equally important as men. The country

References

Census (2012). **National Report**: Harare: Zimbabwe.

Chabata E. (2012). Feature Names and Identity in Zimbabwe: **Oslo Studies in Language**.

Clarke M. F. and Nyathi P. (2011). **Lozikeyi Dlodlo Queen of the Ndebele: "A very Dangerous and Intriguing Woman"**. Amagugu Publishers: Zimbabwe.

Chogugudza P. (2006). Gender and War: Zimbabwean Women and the Liberation Struggle: **War and Journal Issue**.

Guy J. (1990). **Gender Oppression in Southern Africa's Pre-Capitalist Societies**. In Walker, C. (ed.). Women and Gender in Southern Africa to 1945. Cape Town: David Philip.

Jenjekwa V. (2018). **A Toponymic Perspective on Zimbabwe's Post 2000 Land Reform Program (3rd Chimurenga)**; PhD Thesis; UNISA; SA

Kombo E. E. (2012). **Women in National Liberation Was in the Settler Colonies of Kenya and Zimbabwe: Pathways to Political Empowerment**: PhD Thesis: University of York.

Kooloos R. (2009). **The Story of Street Names in Netherlands; A Comparative Analysis of Themes used in Street Naming in Noord-Brabant and Holland, 1859-1939**

must speak out about the historical experiences of women.

Lyons T. (1999). **Guns and Guerilla women in the Zimbabwean National Liberation Struggle**; University of Adelaide: South Australia

Magudu S. et al (2014). Deconstructing the Colonial Legacy through the Naming Process in Independent Zimbabwe: **Journal of Studies in Social Science**.

Magudu, S. Muguti, T and Mutami N. (2010) Political Dialoguing Through the Naming Process: The Case of Colonial Zimbabwe (1890-1980). **The Journal of Pan African Studies**, vol.3, no.10:16-30

Mahamba B (1996). **Women in the History of the Ndebele.**" MA. Thesis: University of Zimbabwe: Zimbabwe.

Mpofu M. Interviews

Musemwa M. (2010). A Tale of Two Cities. The Evolution of the City of Bulawayo and Makokoba Township under Conditions of Water scarcity, 1894-1953: **South African Historical Journal**

Mushati A. (2013). Street naming as Author (Iz) ING the Collective Memory of the Nation: Masvingo's Mucheke suburb in Zimbabwe; **International Journal of Asian Science**.

Ndlovu S. (2013). Historicity of some Ndebele Toponyms in Zimbabwe: **Greener Journal of Social Sciences**.

Ndlovu S. J. (2008). Who Ruled with a Spear? Rethinking the form of Governance in the Ndebele State: **African Studies Quarterly; Volume 10**

Ndlovu S. J (2005). Can Women's Voices be Recovered from the Past? Grabbling with the

Absence of Women Voices in Pre-Colonial Zimbabwe: **Wagadu Volume 2.**

Ntuli S. The Historical Dimensions of Place Names in KwaZulu Natal: **Journal of the Names Society of Southern Africa.**

Nyathi, P. (2014) “**Bulawayo Township Names: A History Narrative**” Bulawayo 24 News, 1 June, Online: [www.bulawayo24.com/index-id-opinion-sc-](http://www.bulawayo24.com/index-id-opinion-sc-columnist-byo-48370.html)

columnist-byo-48370.html

Accessed:

16/09/16

Population Projections Thematic Report (2015) **ZIMSTART**: Harare: Zimbabwe.

Sibanda N. and Dube S. (Re) Collecting the Memory of Bulawayo through Naming in Short Writings from Bulawayo; **European Journal of English and Literature Studies; Volume 6.**